

## Miniature Bridge Rectifiers

### SKB 2

#### Features

- Compact plastic package with in-line terminals
- High blocking voltage

#### Typical Applications

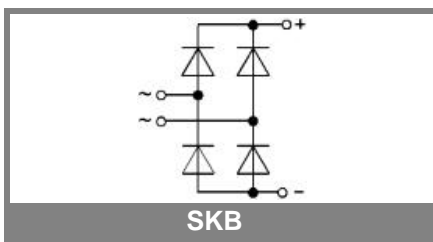
- Internal power supplies for electronic equipment
- DC power supplies
- Control equipment
- TV sets
- Recommended snubber network: RC: 10 nF, 20...50 Ω ( $P_R = 1 W$ )

1) Freely suspended or mounted on an insulator

2) Mounted on a painted metal sheet of min. 250 x 250 x 1 mm

$V_{RSM}, V_{RRM}$ V	$V_{VRMS}$ V	$I_D = 2,5 A (T_a = 45 °C)$ Types	$C_{max}$ μF	$R_{min}$ Ω
200	60	SKB 2/02L5A	3000	1
400	125	SKB 2/04L5A	2200	1,5
800	250	SKB 2/08L5A	1000	3
1200	500	SKB 2/12L5A	500	6

Symbol	Conditions	Values	Units
$I_D$	$T_a = 45 °C, \text{isolated}^{1)}$ $T_a = 45 °C, \text{chassis}^{2)}$	1,7 2,5	A A
$I_{DCL}$	$T_a = 45 °C, \text{isolated}^{1)}$ $T_a = 45 °C, \text{chassis}^{2)}$ $T_a = °C,$	1,4 2	A A A
$I_{FSM}$	$T_{vj} = 25 °C, 10 \text{ ms}$ $T_{vj} = 150 °C, 10 \text{ ms}$	58 50	A A
$i^2t$	$T_{vj} = 25 °C, 8,3 \dots 10 \text{ ms}$ $T_{vj} = 150 °C, 8,3 \dots 10 \text{ ms}$	17 12,5	A <sup>2</sup> s A <sup>2</sup> s
$V_F$	$T_{vj} = 25 °C, I_F = 10 A$	max. 1,65	V
$V_{(TO)}$	$T_{vj} = 150 °C$	max. 0,85	V
$r_T$	$T_{vj} = 150 °C$	max. 100	mΩ
$I_{RD}$	$T_{vj} = 25 °C, V_{RD} = V_{RRM} = 200 V$ $T_{vj} = 25 °C, V_{RD} = V_{RRM} \geq 400 V$	20 5	μA μA
$I_{RD}$	$T_{vj} = 150 °C, V_{RD} = V_{RRM} = 200 V$ $T_{vj} = 150 °C, V_{RD} = V_{RRM} \geq 400 V$	1 0,6	mA mA
$t_{rr}$	$T_{vj} = 25 °C$	10	μs
$f_G$		2000	Hz
$R_{th(j-a)}$	isolated <sup>1)</sup> chassis <sup>2)</sup>	30 17,5	K/W K/W
$T_{vj}$		- 40 ... + 150	°C
$T_{stg}$		- 55 ... + 150	°C
$V_{isol}$			V~
$M_s$			Nm
$M_t$			Nm
$a$			m/s <sup>2</sup>
$w$		4	g
$F_u$		2	A
Case		G 4	



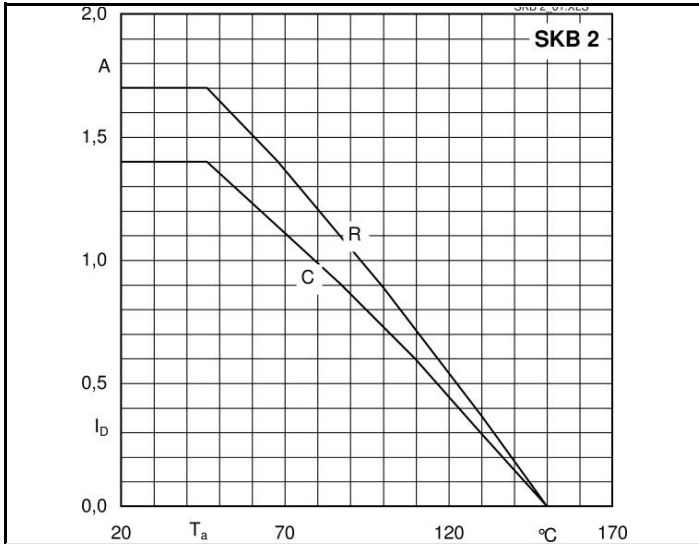


Fig. 1 Rated output current vs. ambient temperature

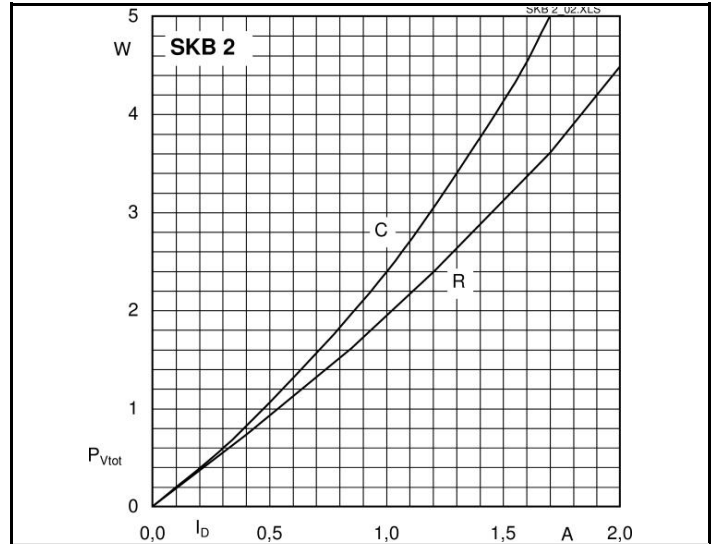


Fig. 2 Power dissipation vs. output current

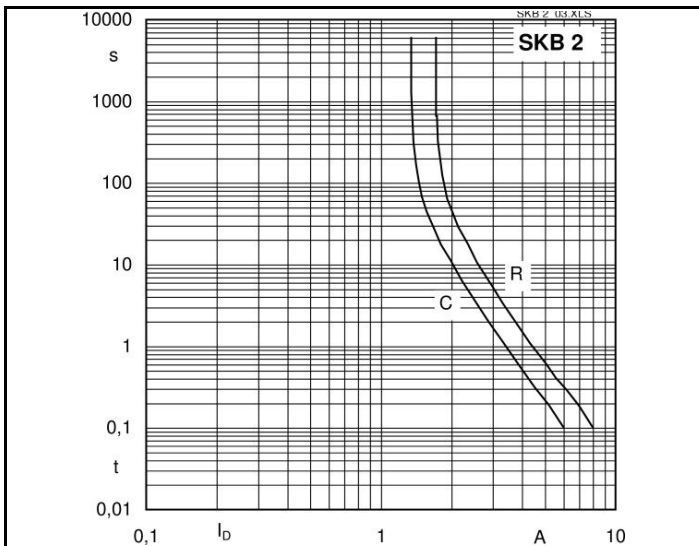


Fig. 6 Rated overload characteristics vs. time

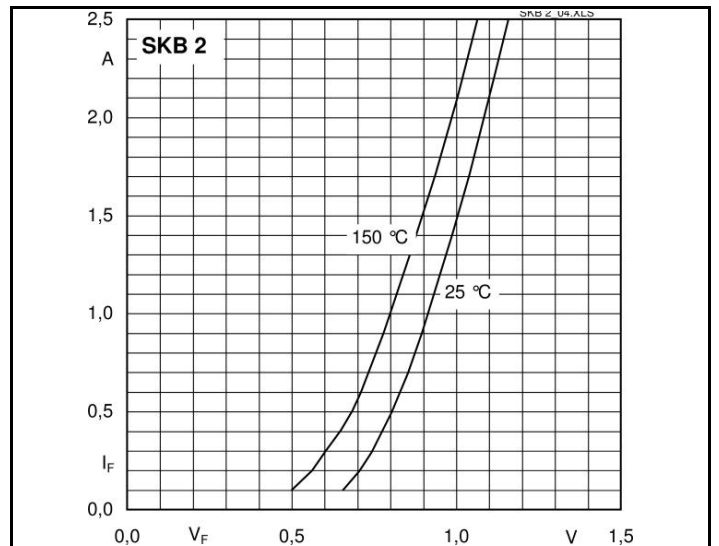
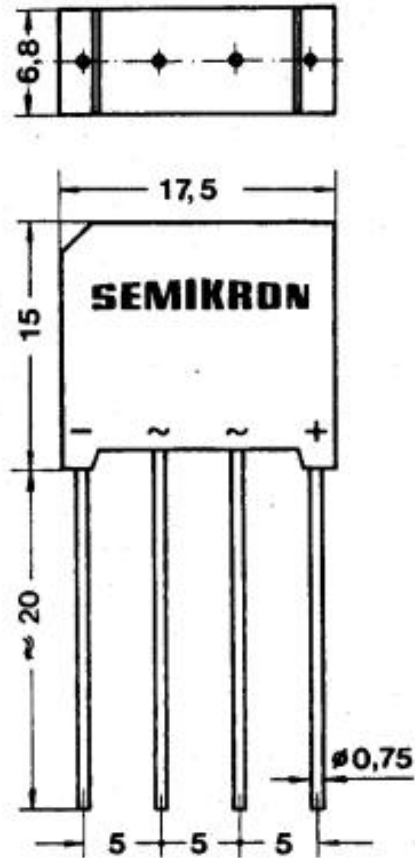


Fig. 9 Forward characteristics of a diode arm



Case G 4

This technical information specifies semiconductor devices but promises no characteristics. No warranty or guarantee expressed or implied is made regarding delivery, performance or suitability.