

1N5400 THRU 1N5408	
3.0 AMPS. Silicon Rectifiers	
<p>Features</p> <ul style="list-style-type: none"> • Low forward voltage drop • High current capability • High reliability • High surge current capability <p>Mechanical Data</p> <ul style="list-style-type: none"> • Cases: Molded plastic • Epoxy: UL 94V-O rate flame retardant • Lead: Axial leads, solderable per MIL-STD-202, Method 208 guaranteed • Polarity: Color band denotes cathode end • High temperature soldering guaranteed: 250°C/10 seconds/.375" (9.5mm) lead lengths at 5 lbs., (2.3kg) tension • Weight: 1.2 grams 	<p style="text-align: center;">Voltage Range 50 to 1000 Volts Current 3.0Amperes</p> <p style="text-align: center;">DO-201AD</p> <div style="text-align: center;"> </div> <p style="text-align: center;">Dimensions in inches and (millimeters)</p>

Maximum Ratings and Electrical Characteristics
 Rating at 25°C ambient temperature unless otherwise specified.
 Single phase, half wave, 60 Hz, resistive or inductive load.
 For capacitive load, derate current by 20%

Symbols	1N5400	1N5401	1N5402	1N5404	1N5406	1N5407	1N5408	Units
Maximum Recurrent Peak Reverse Voltage	50	100	200	400	600	800	1000	V
Maximum RMS Voltage	35	70	140	280	420	560	700	V
Maximum DC Blocking Voltage	50	100	200	400	600	800	1000	V
Maximum Average Forward Rectified Current .375 (9.5mm) Lead Length @ T _A = 75°C	3.0							A
Peak Forward Surge Current, 8.3 ms Single Half Sine-wave Superimposed on Rated Load (JEDEC method)	200							A
Maximum Instantaneous Forward Voltage @ 3.0A	1.0							V
Maximum DC Reverse Current @ T _A =25°C at Rated DC Blocking Voltage @ T _A =100°C	5.0 100							uA uA
Maximum Full Load Reverse Current, Full Cycle Average .375" (9.5mm) Lead Length @ T _L =75°C	30							uA
Typical Junction Capacitance (Note 1)	50							pF
Typical Thermal Resistance R _{θJA} (Note 2)	18							°C/W
Operating Temperature Range T _J	-65 to +125							°C
Storage Temperature Range T _{STG}	-65 to +150							°C

Notes: 1. Measured at 1 MHz and Applied Reverse Voltage of 4.0 V D.C.
 2. Thermal Resistance from Junction to Ambient .375" (9.5mm) Lead Length.

RATINGS AND CHARACTERISTIC CURVES (1N5400 THRU 1N5408)

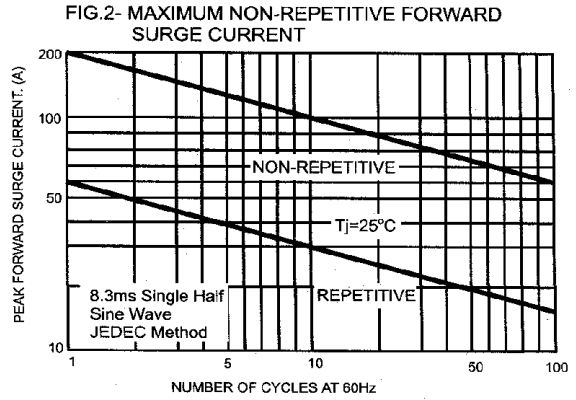
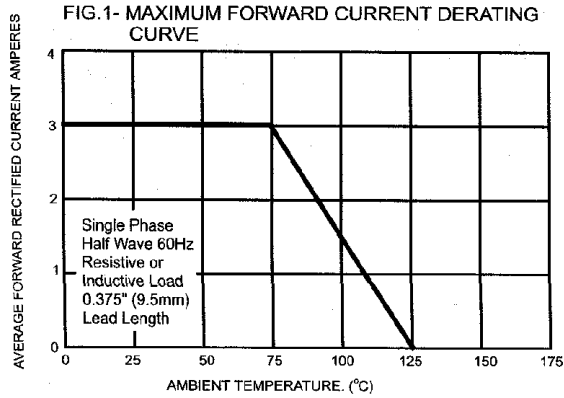


FIG.3- TYPICAL FORWARD CHARACTERISTICS

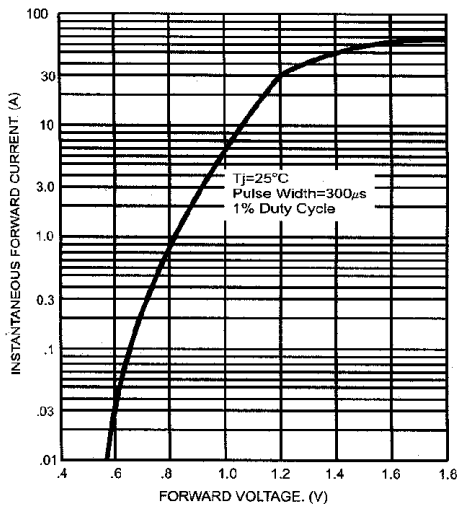


FIG.4- TYPICAL JUNCTION CAPACITANCE

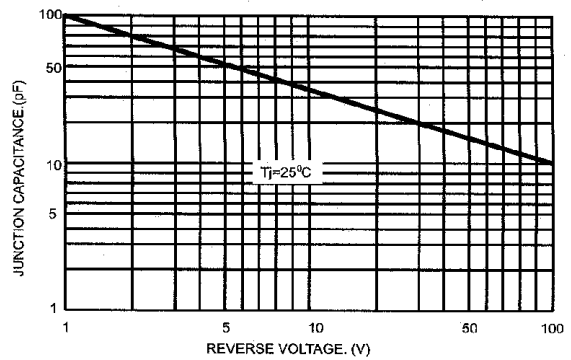


FIG.5- TYPICAL REVERSE CHARACTERISTICS

