

# 15MB606

## Very High Output Midbass Transducer

### Key Features

- 101 dB SPL 1W / 1m average sensitivity
- 75 mm (3 in) Interleaved Sandwich Voice coil (ISV)
- 400 W AES power handling
- Excellent transient response and cone damping
- Improved heat dissipation via unique basket design
- Ideal for compact two way and multiway systems



### General Description

The 15MB606 high output mid bass has been designed for use as a bass and low-midrange driver in tuned reflex enclosures, in 2-way systems. It combines high sensitivity (101dB 1W/1m) with high power handling capability.

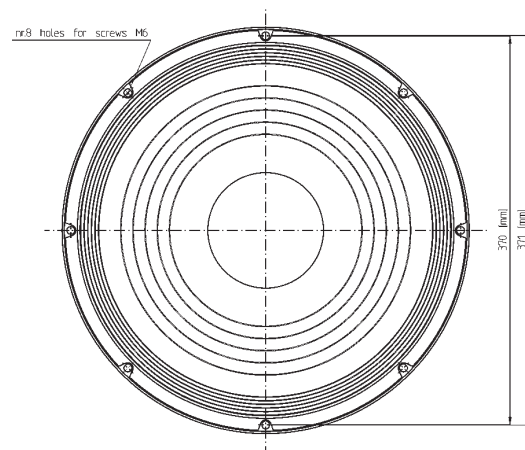
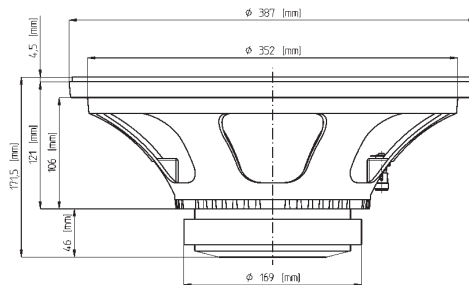
The smooth textured curvilinear paper cone, in conjunction with the viscose dampened multiroll suspension, provides excellent cone dampening and excursion control.

The 75 mm Ø aluminum voice coil employs our Interleaved Sandwich Voice coil (ISV) technology, in which a high strength fiberglass former carries windings on the outer and inner surfaces to achieve a mass balanced coil. This results in an extremely linear motor assembly with a reduced tendency for eccentric behavior when driven hard. The low inductance coil results in improved transient response.

Excellent heat dissipation has been achieved by incorporating air channels in the basket design, between the basket and top plate. Maximum flux concentration and force factor in the gap are assured by the unique shape and design of the top and back plates, which was created using Magnetic Flux FEA CAD simulation.

A special treatment is applied to the top and the back plate which increases their resistance to the corrosive effects of salts and oxidization. This treatment is more effective than any other treatment in use today by other manufacturers.

0221585230 8 Ohm



FERRITE LF-MB-MF TRANSDUCERS

# 15MB606

Very High Output Midbass Transducer

## GENERAL SPECIFICATIONS

NOMINAL DIAMETER	380 mm (15 in)
RATED IMPEDANCE	8 Ohm
AES POWER	400 W
PROGRAM POWER (1)	600 W
PEAK POWER (2)	1200 W
SENSITIVITY (3)	101 dB
FREQUENCY RANGE (4)	45 ÷ 4800 Hz
POWER COMPRESSION @-10DB (5)	0,6 dB
POWER COMPRESSION @-3DB	2,0 dB
POWER COMPRESSION @FULL POWER	3,6 dB
MAX RECOMM. FREQUENCY	2000 Hz
RECOMM. ENCLOSURE VOLUME	80 ÷ 140 lt. (2,85 ÷ 5 cuft)
MINIMUM IMPEDANCE	5,8 Ohm at 25°C
MAX PEAK TO PEAK EXCURSION	23 mm (0,88 in)
VOICE COIL DIAMETER	75 mm (3 in)
VOICE COIL WINDING MATERIAL	aluminum
SUSPENSION	Multiroll, Polycotton
CONE	Curvilinear Ribbed, Paper

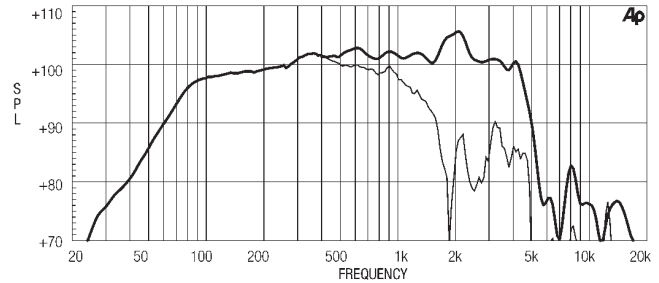
## THIELE SMALL PARAMETERS (6)

Fs	43 Hz
Re	5 Ohm
Sd	0,085 sq.mt. (131,75 sq.in.)
Qms	6,2
Qes	0,37
Qts	0,35
Vas	223 lt. (7,88 cuft)
Mms	63 gr. (0,14 lb)
BL	15,1 Tm
Linear Mathematical Xmax (7)	± 4,5 mm (± 0,18 in)
Le (1kHz)	1,3 mH
Ref. Efficiency 1W@1m (half space)	98,8 dB

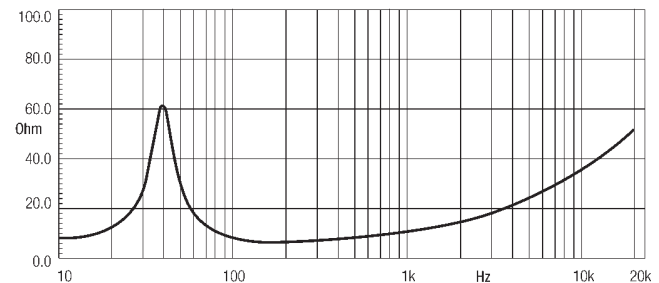
## MOUNTING INFORMATION

Overall diameter	387 mm (15,23 in)
N. of mounting holes	8
Mounting holes diameter	7,15 mm (0,28 in)
Bolt circle diameter	370 - 371 mm (14,55 - 14,6 in)
Front mount baffle cutout Ø	353 mm (13,90 in)
Rear mount baffle cutout Ø	357 mm (14,06 in)
Total depth	171,5 mm (6,75 in)
Flange and gasket thickness	19,5 mm (0,76 in)
Net weight	6,9 kg (15,23 lb)
Shipping weight	8 kg (17,66 lb)
CardBoard Packaging dimensions	405 x 405 x 214 mm (15,94 x 15,94 x 8,43 in)

FREQUENCY RESPONSE CURVE OF 15MB606 MADE ON 125 LIT. ENCLOSURE TUNED 50HZ IN FREE FIELD (4PI) ENVIRONMENT. ENCLOSURE CLOSES THE REAR OF THE DRIVER. THE THIN LINE REPRESENTS 45 DEG. OFF AXIS FREQUENCY RESPONSE



FREE AIR IMPEDANCE MAGNITUDE CURVE



### NOTES

- (1) Program power rating is measured in 125 lit enclosure tuned 50Hz using a 50 -2000Hz band limited pink noise test signal with 50% duty cycle, applied for 2 hours.
- (2) The peak power rating represents the maximum permitted instantaneous peak power level over a maximum period of 10ms which will be withstood by the loudspeaker without damage.
- (3) Sensitivity represents the averaged value of acoustic output as measured on the forward central axis of cone, at distance 1m from the baffle panel, when connected to 2,83V sine wave test signal swept between 100Hz and 500Hz with the test specimen mounted in the same enclosure as given for (1) above.
- (4) Frequency range is given as the band of frequencies delineated by the lower and upper limits where the output level drops by 10 dB below the rated sensitivity in half space environment.
- (5) Power compression represents the loss of sensitivity for the specified power, measured from 50-500 Hz, after a 5 min pink noise preconditioning test at the specified power.
- (6) Thiele - Small parameters are measured after the test specimen has been conditioned by 400 W AES power and represent the expected long term parameters after a short period of use.
- (7) Linear Math. Xmax is calculated as  $(Hvc-Hg)/2 + Hg/4$  where Hvc is the coil depth and Hg is the gap depth.

Eighteen Sound engages in research and product improvement. New materials and design refinements can be introduced into existing products without notice.