

# SIEMENS

Farbf Fernsehgeräte  
Color TV  
Televisore a colori

FS 330 V 4  
FS 340 V 4

Kurzfassung der Serviceschrift für Grundchassis  
Service manual for basis chassis  
Istruzioni d'assistenza il telaio

## CS 9401

P 99 A 2



Es gelten die Vorschriften und Sicherheitshinweise gemäß dem Service Manual "Sicherheit", Ident-Nr. 53 10 54, sowie zusätzlich eventuell abweichende, landesspezifische Vorschriften!

The regulations and safety instructions shall be valid as provided by the "Safety" Service Manual, Ident-no. 53 10 54, as well as the respective national deviations.

Valgono le prescrizioni e note di sicurezza secondo il Manuale di Servizio "Norme di sicurezza" Nr. di identificazione 53 10 54, così pure le eventuali disposizioni specifiche vigenti nel singolo stato.

Weitere chassisbezogene Informationen entnehmen Sie bitte dem zugehörigen Service Manual.

For more detailed information on the chassis, please see the appropriate Service Manual.

Ulteriori informazioni a seconda della chassis Le rilevi per favore dal relativo Manuale di Servizio.

### Inhaltsverzeichnis

Seite

<b>Ableich</b> .....	<b>2</b>
<b>Schaltpläne</b> .....	<b>5-22</b>
ZF-Verstärker .....	5
Oszillogramme Chassis .....	6
Gesamtschaltplan .....	7-10
FB 33 .....	11
Farb-Dec. Sync. ....	12-14
Abstimm/Textbaustein .....	15-16
Tuner .....	17-18
Bedieneinheit .....	19
Bildrohrplatte .....	20

### Table of Contents

Page

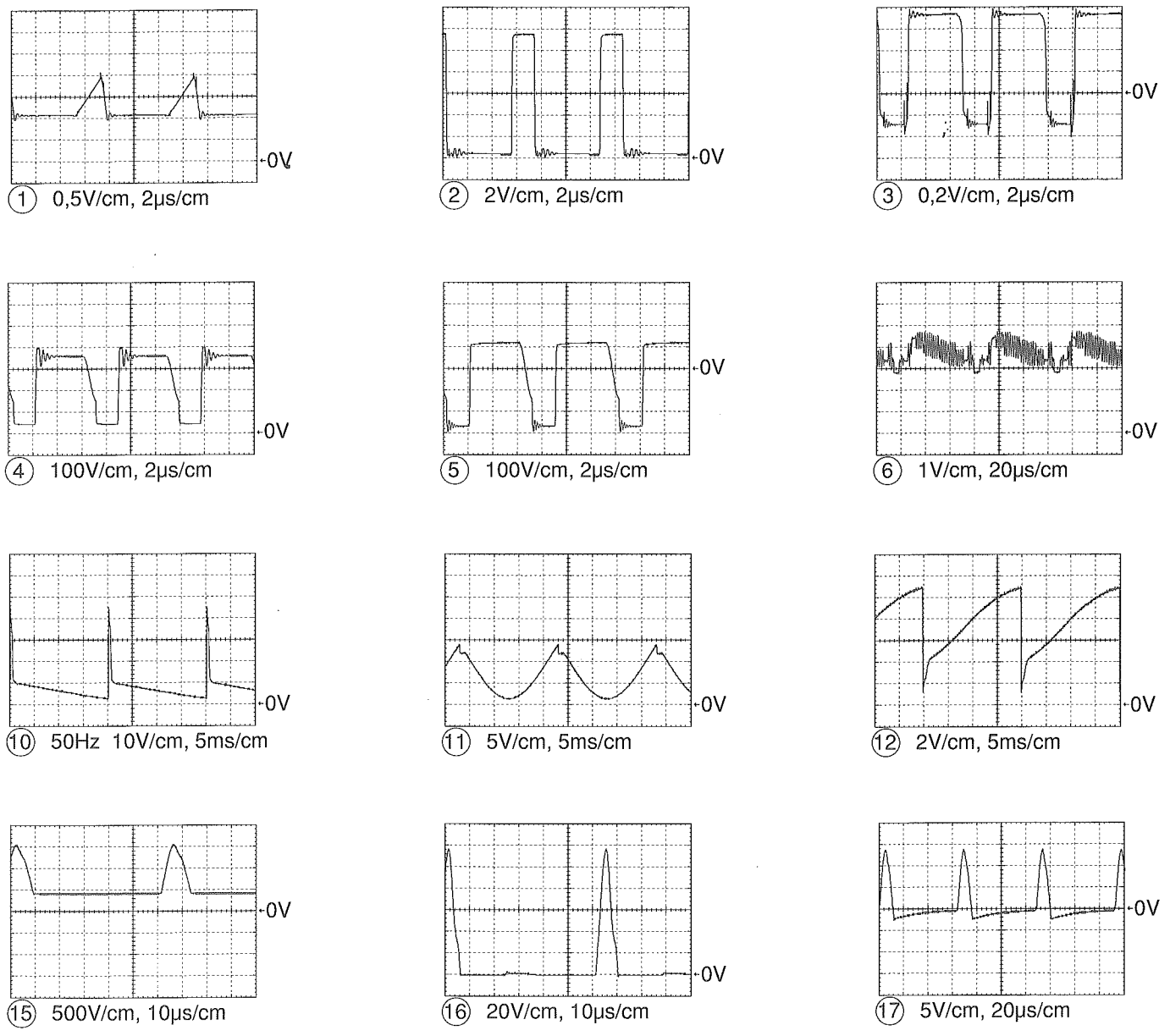
<b>Alignment</b> .....	<b>3</b>
<b>Circuit Diagram</b> .....	<b>5-22</b>
IF Amplifier .....	5
Oscillograms Chassis .....	6
General Circuit Diagram .....	7-10
FB 33 .....	11
Colour-Dec. Sync. ....	12-14
Tuning Text Module .....	15-16
Tuner .....	17-18
Control Unit .....	19
CRT Panel .....	20

### Sommario

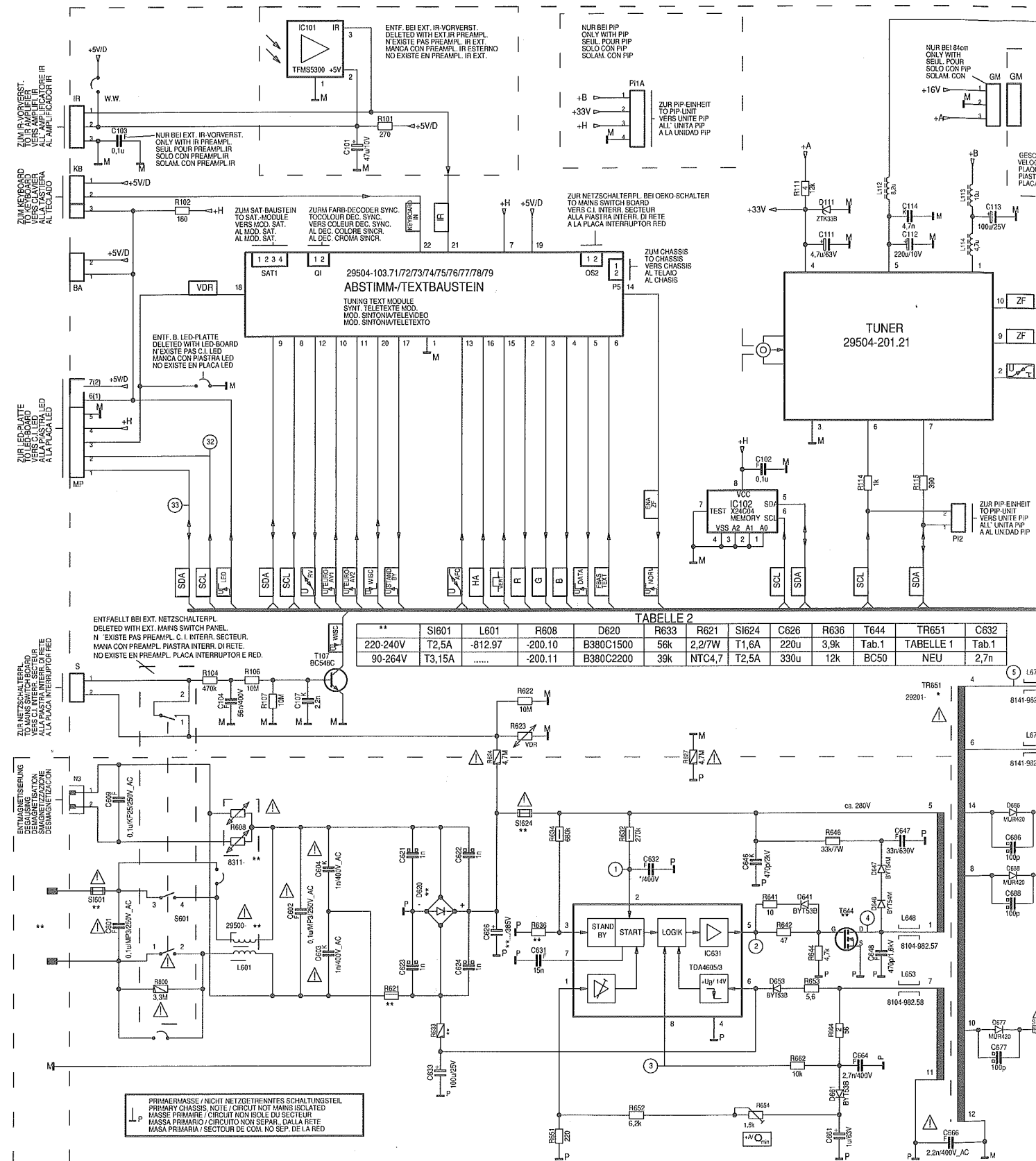
Pagina

<b>Taratura</b> .....	<b>4</b>
<b>Schema</b> .....	<b>5-22</b>
Amplificatore FI .....	5
Oscillogrammi Telaio .....	6
Schema Completo .....	7-10
FB 33 .....	11
Dec. Colore Sincr. ....	12-14
Mod.Sintonia Televideo .....	15-16
Tuner .....	17-18
Unita di Comando .....	19
Piastra Cinescopio .....	20

Oszillogramme - Chassis / Oscillograms Chassis / Oscillogrammi telaio

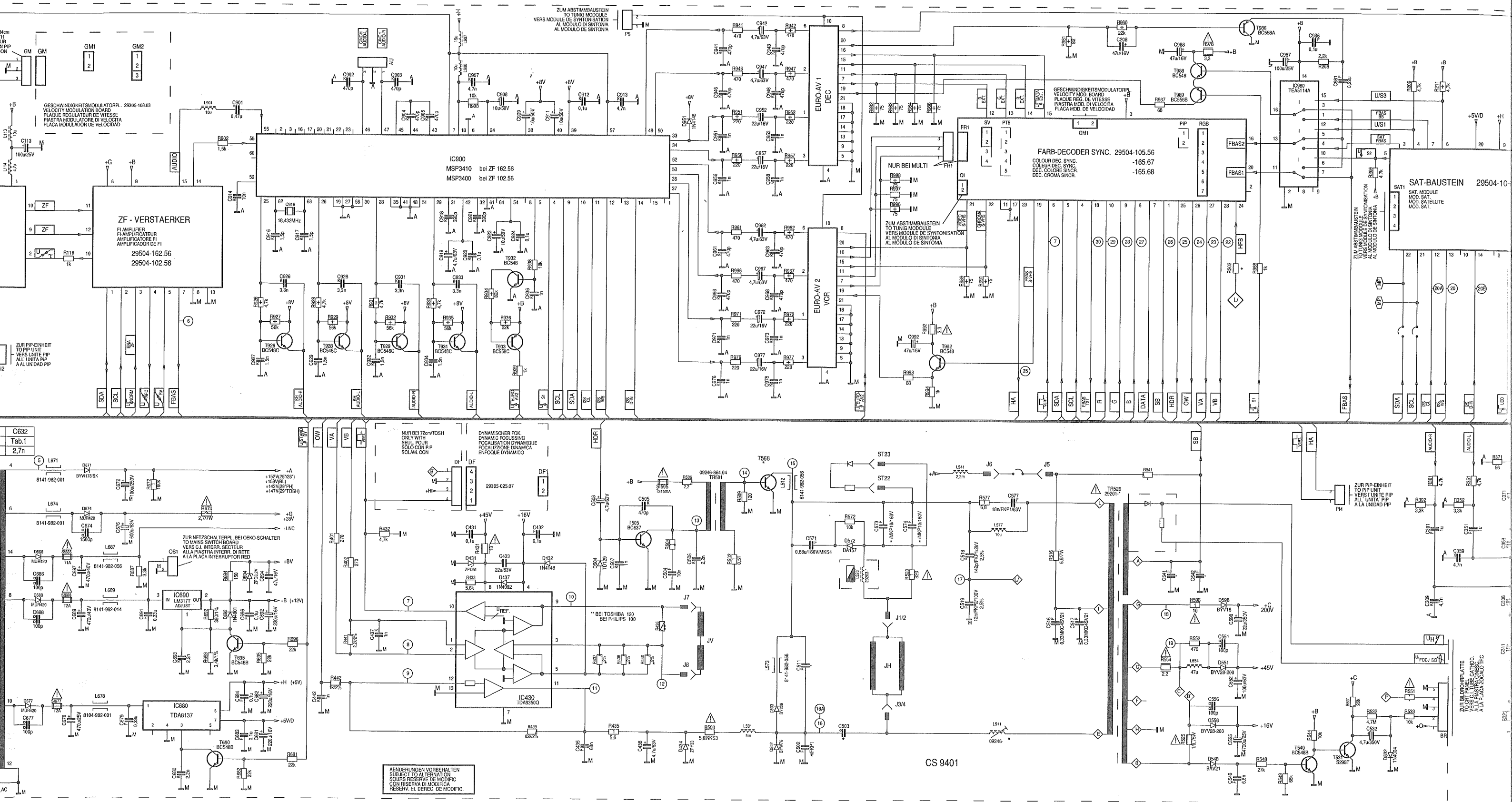


Gesamtschaltplan / General Circuit Diagram / Schema Completo



Schaltplansymbole / Circuit Diagram Symbols / Simboli sullo schema

- Zeilenbreite / Line width / Amplitude horizontale / Larghezza di riga / Amplitudo Horizontal
- Hor. Frequenz / Hor. Frequency / Fréqu. horiz. / Frequ. orizz. / Frequ. horiz.
- Hor. Linearität / Hor. linearty / Linéar. Horizont / Linear. orizz. / Lineal. Horizontal
- Bildlage hor. / Hor. picture position / Cadrage horizont. / Posizione orizz. d'immagine / Centrado horizontal
- Ost-West Amplitude / East-West amplitude / Amplitude Est - Ouest / Ampiezza Est-Ovest / Amplitud E-O
- Ost-West Symmetrie / East-West symm. / Symm. Est-Ouest / Simm. Est-Ovest / Simetria E-O
- Bildamplitude / Frame ampl. / Ampl. verticale / Ampiezza d'immagine / Ampl. vertical
- Vert. Frequenz / Vert. frequency / Fréqu. vert. / Frequ. vert. / Frequ. vert.
- Vert. Linearität / Vert. linearity / Linéarité vert. / Linear. vert. / Linealidad vert.
- Bildlage vert. / Vert. picture position / Cadrage vertical / Posiz. vert. d'immagine / Centrado vert.
- Focusregler / Focus control / Réglage de focalisation / Regolat. di focalizz. / Control de foco
- Trapez / Trapezium / Trapèze / Trapezio / Trapecio



FAHRB-DECODER SYNC. 29504-105.56  
COLOUR DEC. SYNC. -165.67  
DEC. COLORE SINCR. -165.68

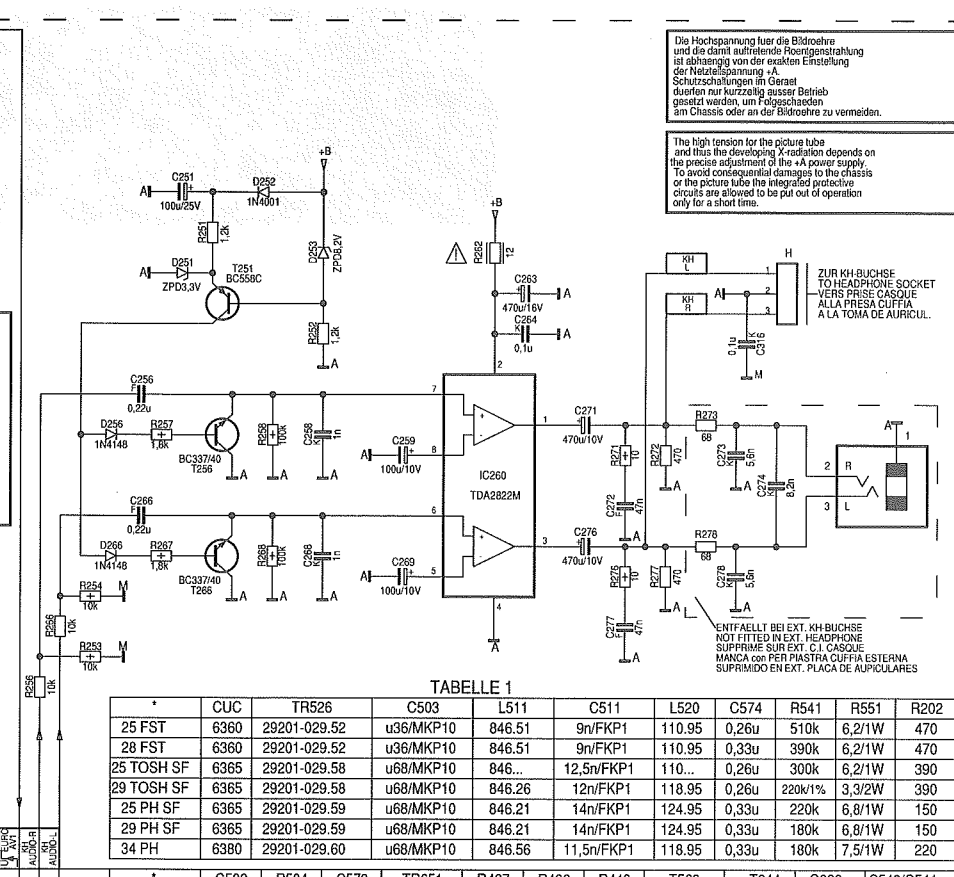
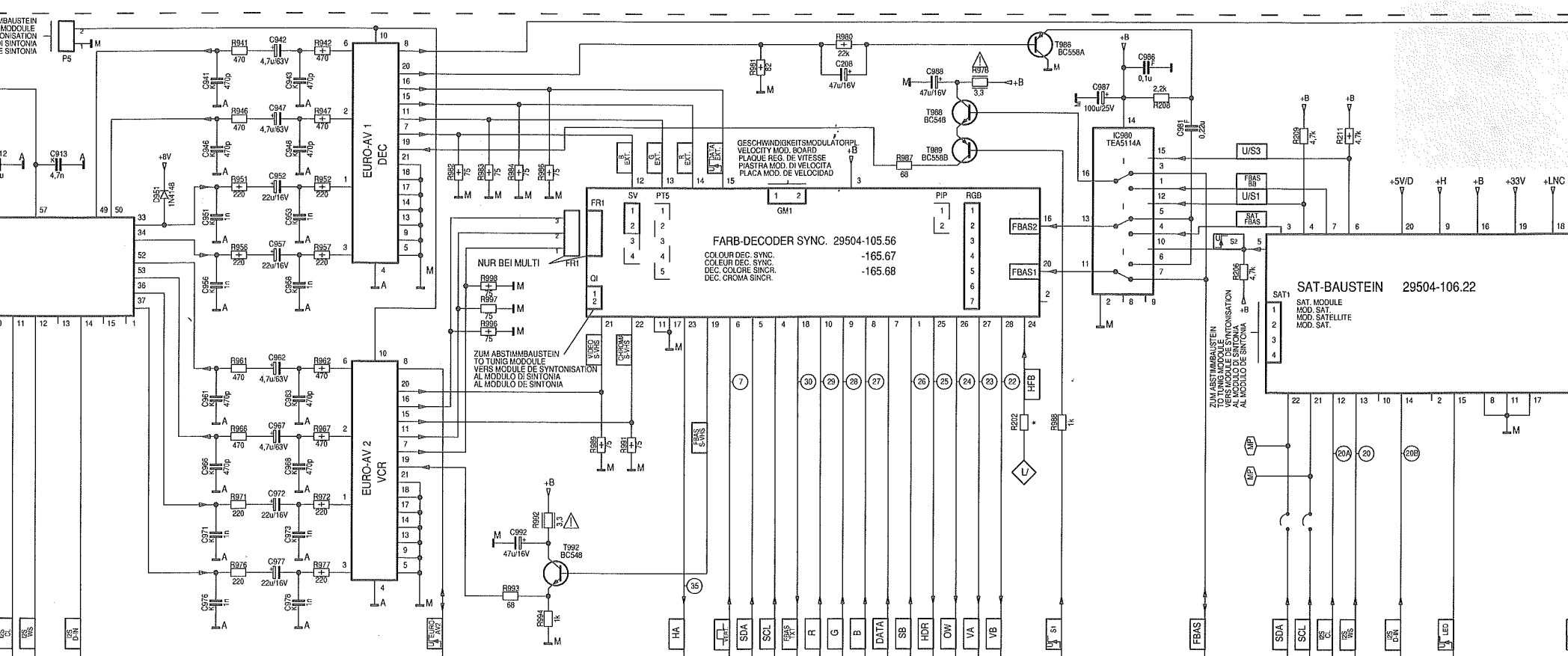
IC900  
MSP3410 bei ZF 162.56  
MSP3400 bei ZF 102.56

ZF - VERSTÄRKER  
FI AMPLIFIER  
FI AMPLIFICATEUR  
AMPLIFICATORE FI  
AMPLIFICADOR DE FI  
29504-162.56  
29504-102.56

ÄNDERUNGEN VORBEHALTEN  
SUBJECT TO ALTERATION  
SOUHS RESERVE DE MODIFIC  
CON RISERVA DI MODIFICA  
RESERV. EL DERECH. DE MODIFIC.

CS 9401

C632  
Tab.1  
2,7n



**TABELLE 1**

	CUC	TR526	C503	L511	C511	L520	C574	R541	R551	R202
25 FST	6360	29201-029.52	u36/MKP10	846.51	9n/FKP1	110.95	0,26u	510k	6,2/1W	470
28 FST	6360	29201-029.52	u36/MKP10	846.51	9n/FKP1	110.95	0,33u	390k	6,2/1W	470
25 TOSH SF	6365	29201-029.58	u68/MKP10	846...	12,5n/FKP1	110...	0,26u	300k	6,2/1W	390
29 TOSH SF	6365	29201-029.58	u68/MKP10	846.26	12n/FKP1	118.95	0,26u	220k/1%	3,3/2W	390
25 PH SF	6365	29201-029.59	u68/MKP10	846.21	14n/FKP1	124.95	0,33u	220k	6,8/1W	150
29 PH SF	6365	29201-029.59	u68/MKP10	846.21	14n/FKP1	124.95	0,33u	180k	6,8/1W	150
34 PH	6380	29201-029.60	u68/MKP10	846.56	11,5n/FKP1	118.95	0,33u	180k	7,5/1W	220

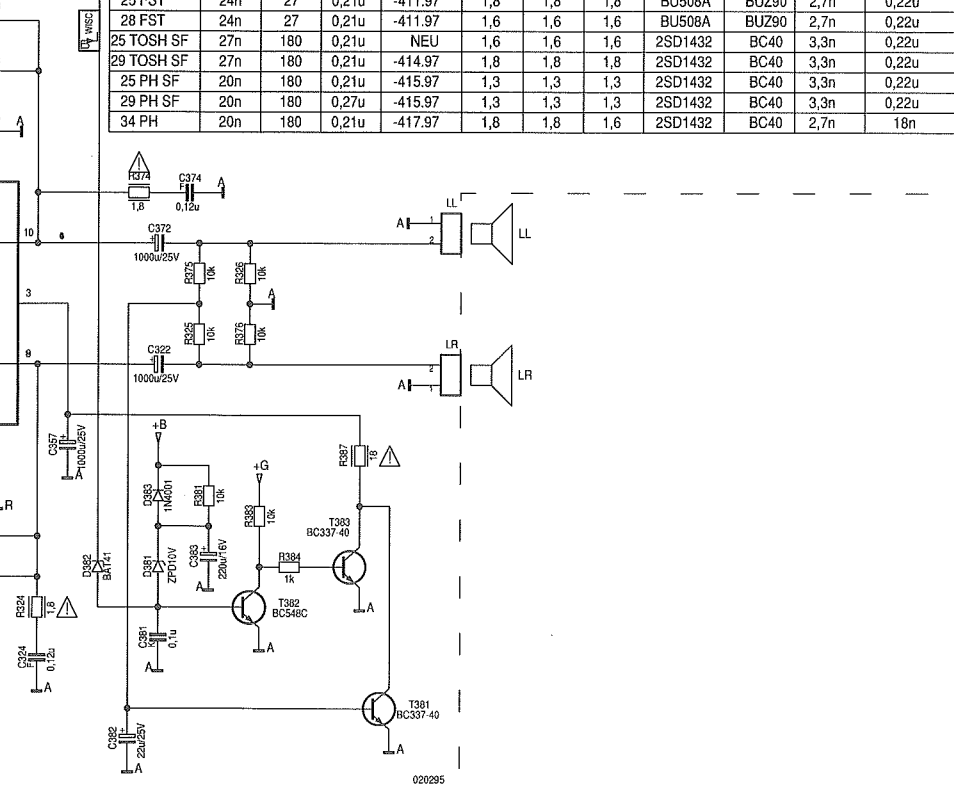
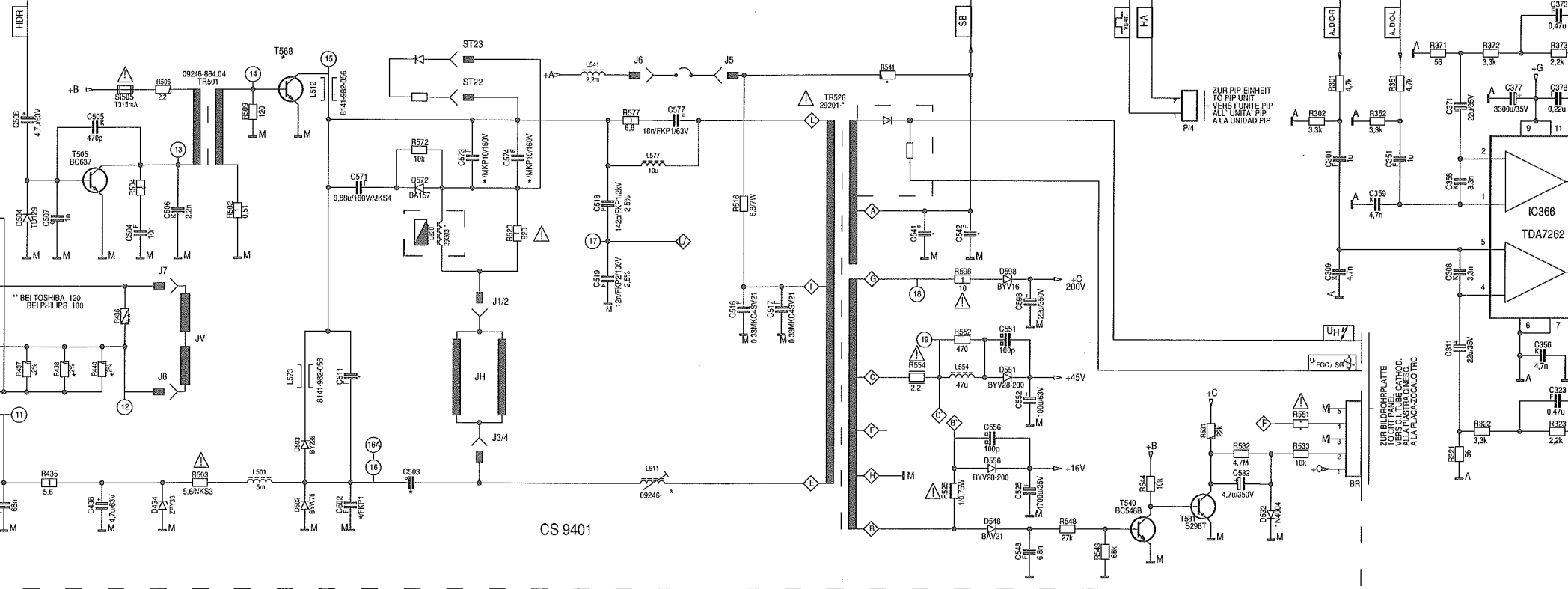
	C502	R504	C573	TR651	R437	R438	R440	T568	T644	C632	C542/C541
25 FST	24n	27	0,21u	-411.97	1,8	1,8	1,8	BU508A	BUZ90	2,7n	0,22u
28 FST	24n	27	0,21u	-411.97	1,6	1,6	1,6	BU508A	BUZ90	2,7n	0,22u
25 TOSH SF	27n	180	0,21u	NEU	1,6	1,6	1,6	2SD1432	BC40	3,3n	0,22u
29 TOSH SF	27n	180	0,21u	-414.97	1,8	1,8	1,8	2SD1432	BC40	3,3n	0,22u
25 PH SF	20n	180	0,21u	-415.97	1,3	1,3	1,3	2SD1432	BC40	3,3n	0,22u
29 PH SF	20n	180	0,27u	-415.97	1,3	1,3	1,3	2SD1432	BC40	3,3n	0,22u
34 PH	20n	180	0,21u	-417.97	1,8	1,8	1,6	2SD1432	BC40	2,7n	18n

Die Hochspannung fuer die Bildroehre und die damit auftretende X-Strahlung ist abhängig von der realen Ersetzung der Netzspannung +A. Schutzschaltungen im Gesamtgeraet duerfen nur kurzzeitig ausser Betrieb gesetzt werden, um Folgeschaden am Chassis oder an der Bildroehre zu vermeiden.

The high tension for the picture tube and thus the developing X-radiation depends on the precise adjustment of the +A power supply. To avoid consequential damages to the chassis or the picture tube the integrated protective circuits are allowed to be put out of operation only for a short time.

ZUR KH-BUCHSE TO HEADPHONE SOCKET VERS PRESSE CASQUE ALA PRESA CUFFIA A LA TOMA DE AURICUL.

ENTFALLEN BEI EXT. KH-BUCHSE NOT FITTED IN EXT. HEADPHONE SUPP. SUPPRIME SUR EXT. C. CASQUE MANCA CON PERIF. ESTERNA PLACA DE AUPICULARES



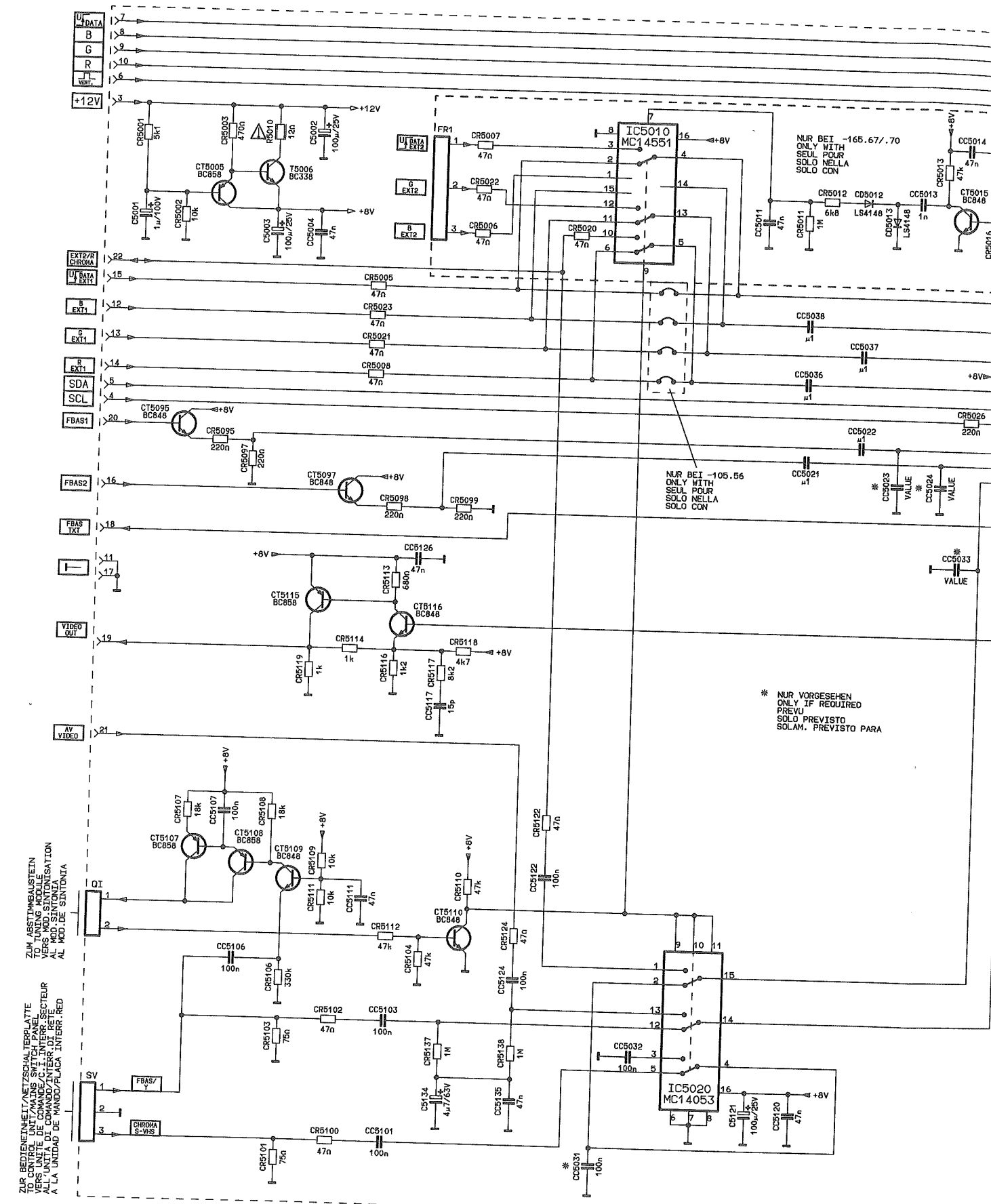

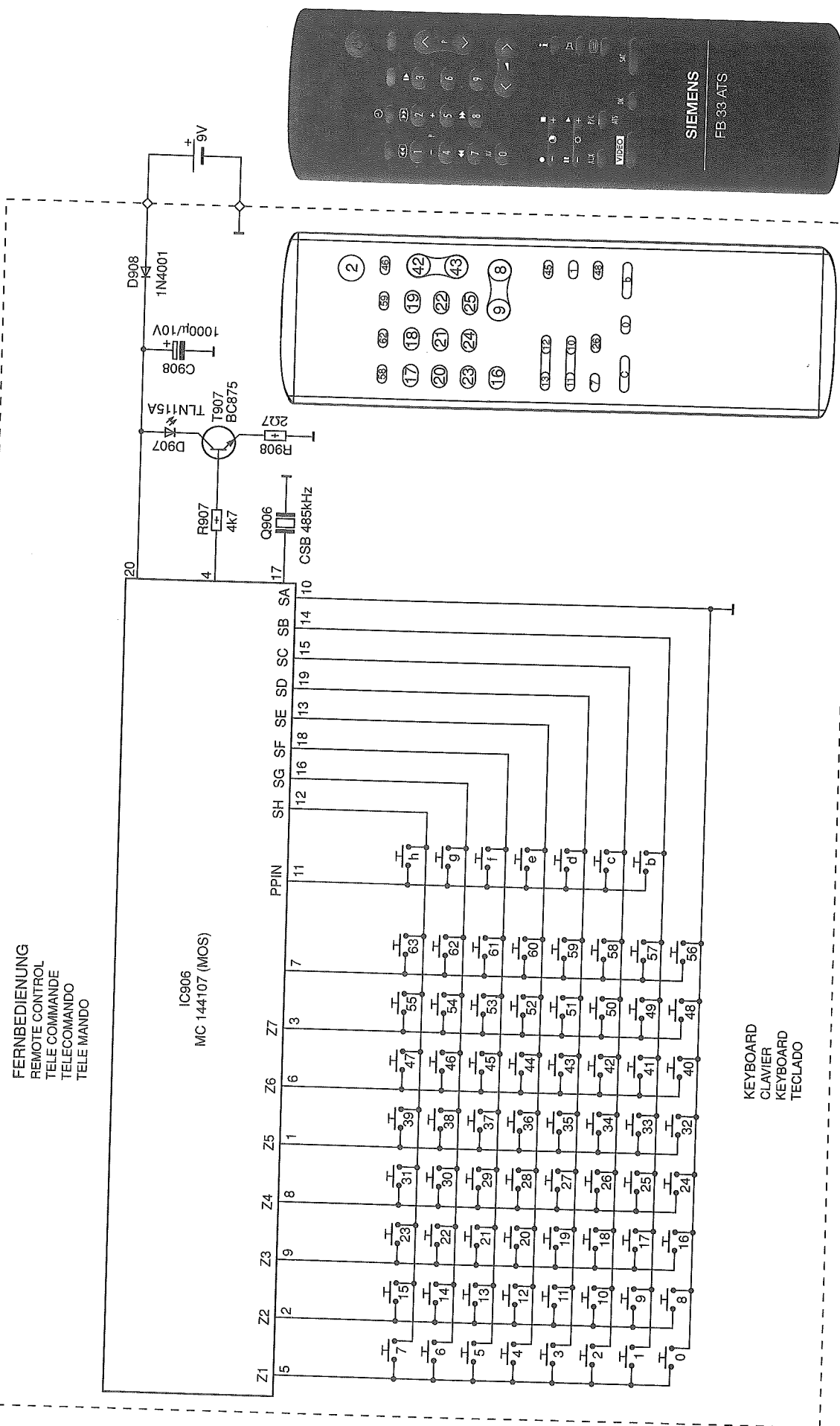
CS 9401

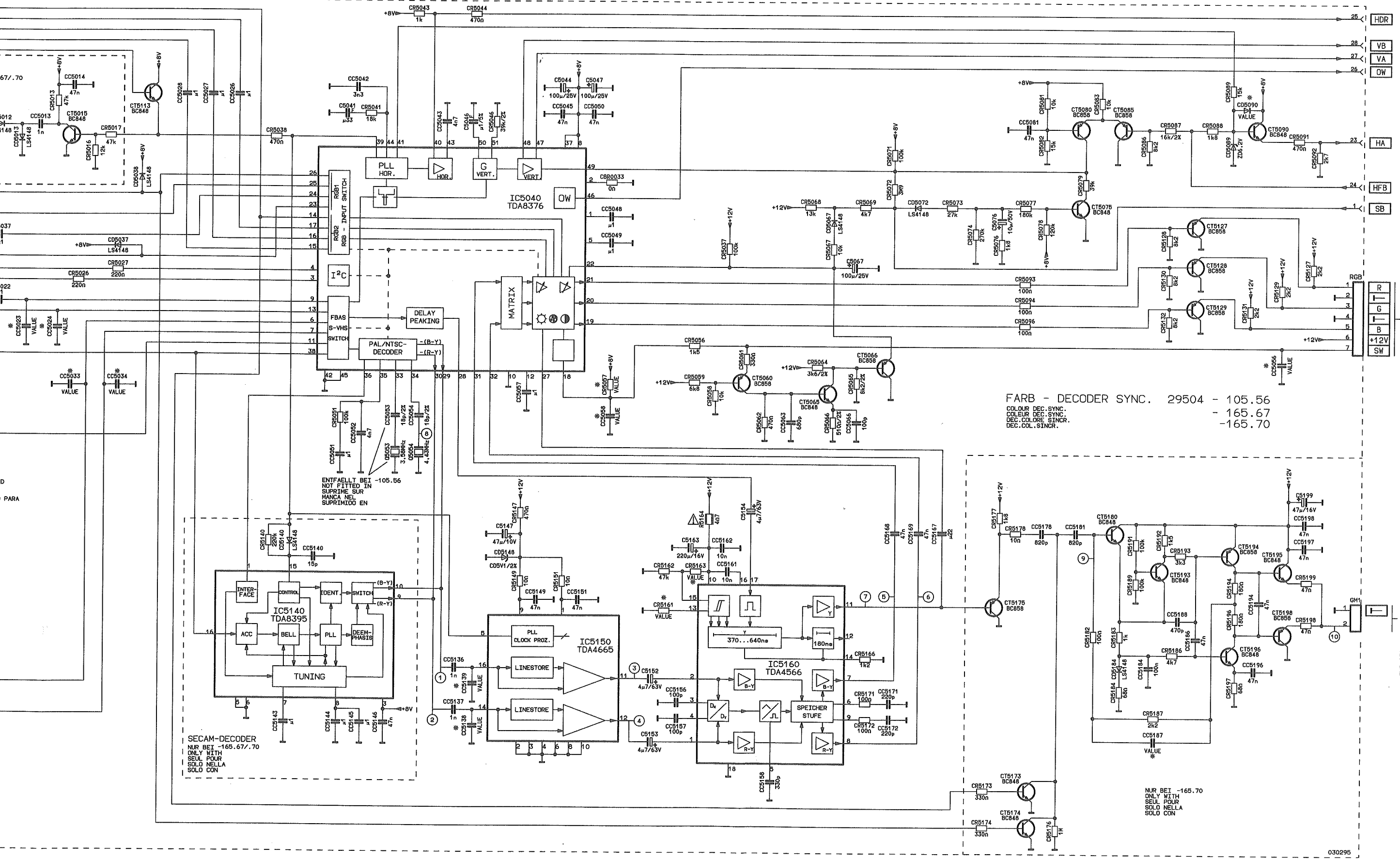
020295

# Fernbedienung FB 33 ATS

# Remote Control FB 33 ATS

# Farb-Dec. Sync. / Colour-Dec. Sync. / Dec. Colore Sincr.





FARB - DECODER SYNC. 29504 - 105.56  
 COLOUR DEC. SYNC. - 165.67  
 DEC. COLORE SYNC. - 165.70  
 DEC. COL. SINCR.

SECAM-DECODER  
 NUR BEI -165.67/70  
 ONLY WITH  
 SEUL POUR  
 SOLO NELLA  
 SOLO CON

ENTFAELLT BEI  
 NOT FITTED IN  
 SUPRIME SUR  
 MANCA NEL  
 SUPRIMIDO EN

NUR BEI -165.70  
 ONLY WITH  
 SEUL POUR  
 SOLO NELLA  
 SOLO CON

ZUR BILDROHR-PLATTE  
 TO CRT. BASE  
 VERS LE CATHODE  
 ALLA PLACCA  
 A LA PLACA-ZOCALO TRC

ZUR GESCHW.-MODULATOR-PLATTE  
 TO MODULATION BOARD  
 VERS LE MODULATEUR  
 ALLA PLACCA MODULATORE DI VELOCITA'  
 A LA PLACA MODULADOR DE VELOCIDAD

- HDR
- VB
- VA
- OV
- HA
- HFB
- SB

- R
- G
- B
- +12V
- SW