



Service Manual

Washing machine

Frontloader

FL 5053 E/1

Model Version	FL 5053 E/1 8570 505 85130	Page
	Technical data	2
	Spare part list	3
	Exploded view	4 - 5
	Wiring diagram	6
	Circuit diagram	7
	Program diagram	8



Technical data

Dimensions

Height	85.0	cm
Width	59.5	cm
Depth	54.0	cm

Weight

Net weight	~71	kg
With package	~74	kg

General specifications

Voltage	230	V ± 10%
Frequency	50	Hz
Connected load	~2.3	kW
Fuse	10	A

Drum speed

Washing	55	rpm
Spinning max.	500	rpm

Capacity

Volume	42	l
Max. load dry laundry	4.5	kg

Electrical building parts

Heating

Type	Tubular radiator	
Power consumption	2.05	kW
Nominal voltage	230	V

Drain pump

Power consumption	~40	W
Capacity	20	l/min.
Rotation speed	~3000	rpm
Height of drain hose		
max.	1.00	m
min.	0.55	m

Motor

Type	Asynchronous 2/16
------	-------------------

Capacitor

Type	16	μ F
------	----	-----

Timer

Type	TATRY VBL T2 (EC 6018)
------	---------------------------

The timer chart includes
 2 basic programmes

- normal washing
- delicate washing & wool

Thermostat

TH - Capillary thermostat	30 - 80	°C
B - Fixed thermostat	30 - 60	°C

Pressostat (without laundry)

Low level	9 ± 1	l
High level	~22	l
Overflow level	~40	l

Push button switch

- On/Off		2 pol.
- Half load	SHL	1 pol.
- Spin execution	SNS	1 pol.
- Rinse stop	SRS	1 pol.
- Eco	SEC	1 pol.

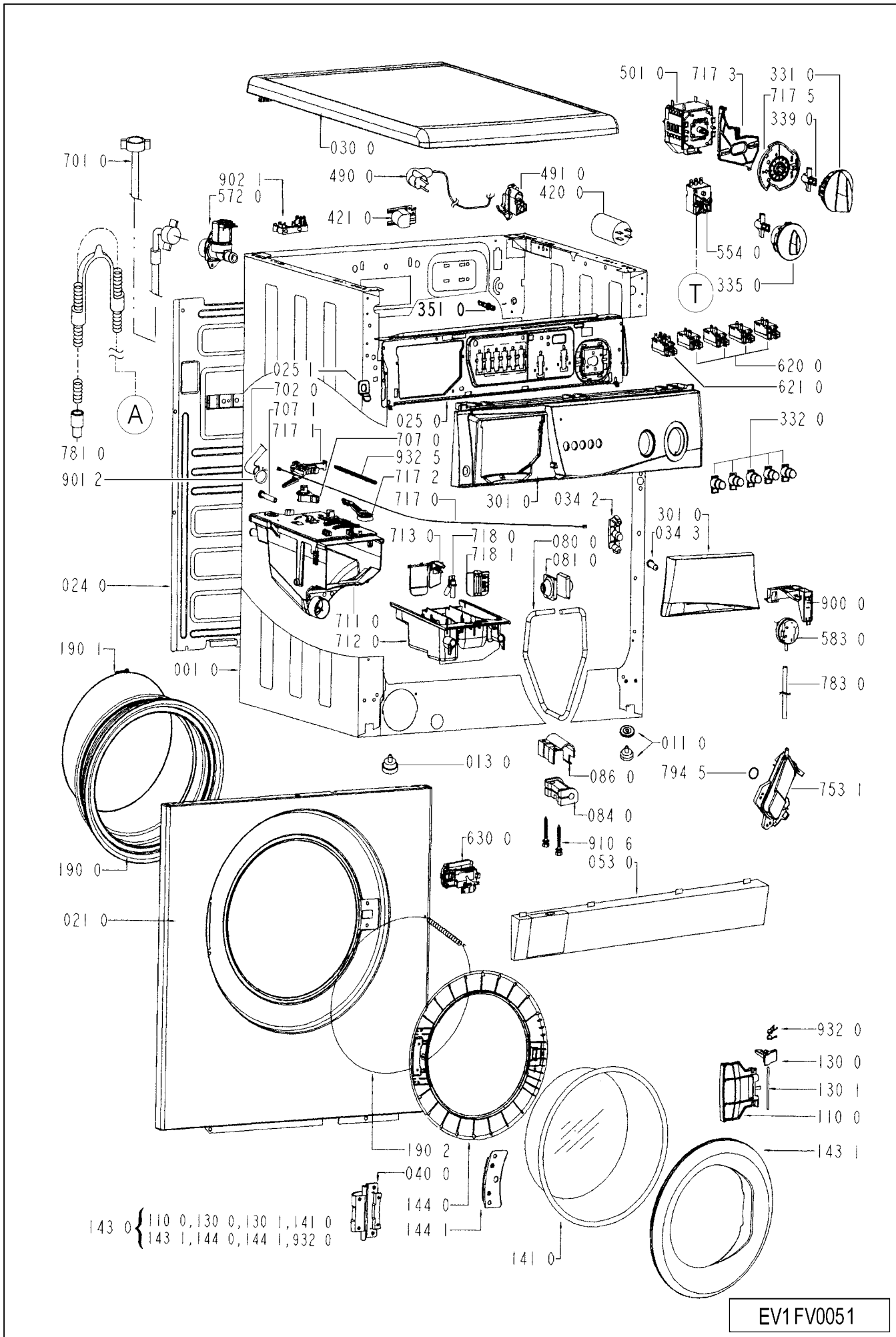
Spare part list

Model **FL 5053 E/1**
Service No. **857050585130**
Version **857050585130**

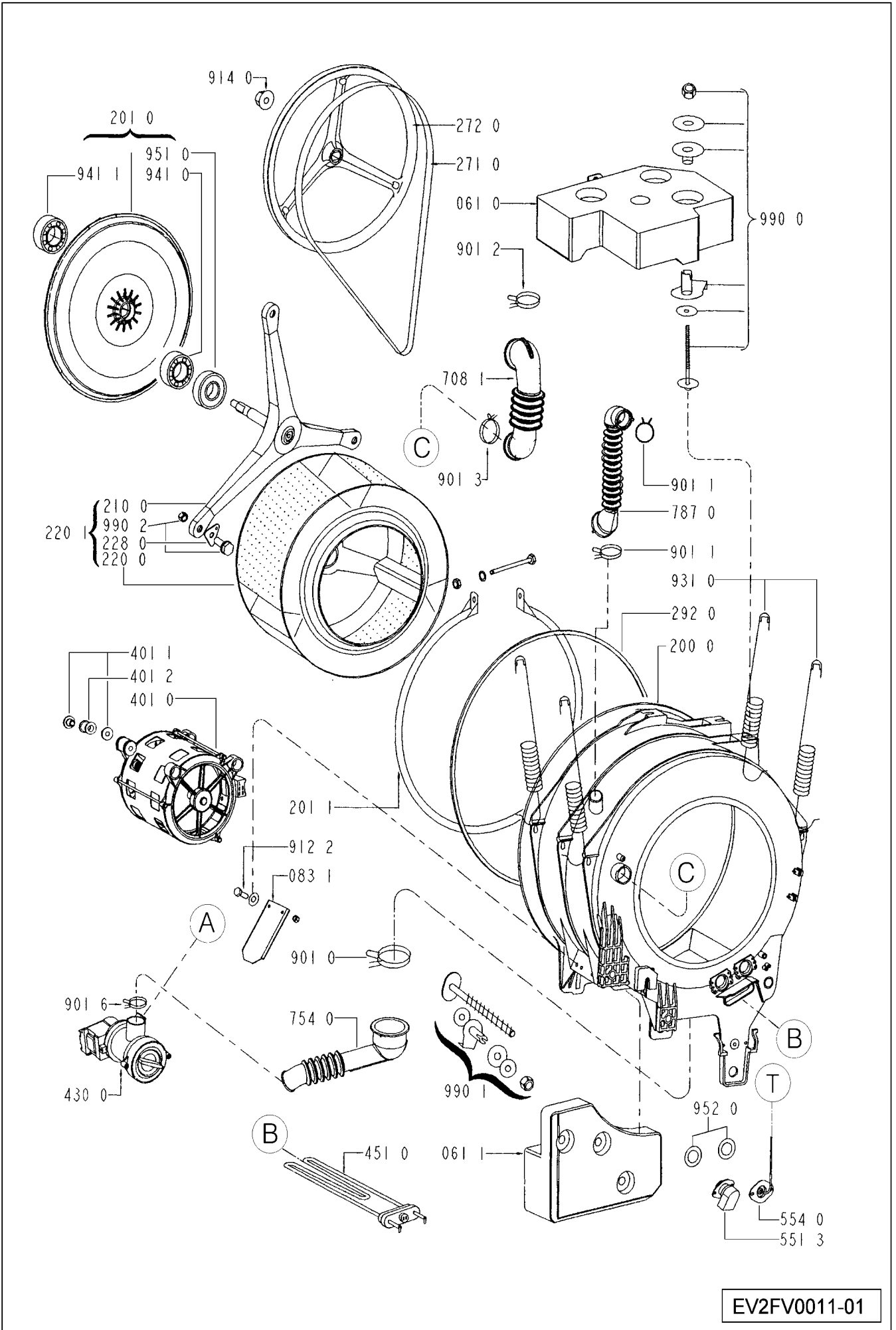
Pos. No.	12NC Code	Description
001 0	4812 440 10893	Cabinet + feet TATRY GW
011 0	4812 462 48077	Foot adjustable
013 0	4812 462 48078	Foot fix
021 0	4812 440 10888	Front,panel GW
024 0	4819 440 19897	Panel, rear
025 0	4812 404 38636	Support control board VBL
025 1	4812 452 19849	Holder Frontpanel
030 0	4812 440 10846	Table top WH VBL GW
034 2	4819 492 68458	Fastener
034 3	4819 532 68243	Bushing
040 0	4819 417 19232	Hinge
053 0	4812 440 89053	Plinth GW
061 0	4819 466 89453	Counter weight ,top
061 1	4819 466 89454	Counter weight ,bottom
080 0	4819 492 68215	Spring
081 0	4819 466 48115	Friction plate
083 1	4819 462 38925	Friction plate
084 0	4819 462 48049	Silent bloc
086 0	4819 401 18607	Clamp bushing
110 0	4812 498 78299	Handle WH GW
130 0	4812 417 38019	Lock GW
130 1	4819 535 38062	Shaft Hook
141 0	4819 450 69806	Door glass
143 0	4812 440 10877	Door cpl. WH VBL GW
143 1	4812 440 10847	Glassdoor frame WH VBL GW
144 0	4812 532 28943	Frame,door glas GW
144 1	4819 466 89077	Plate door frame
190 0	4819 468 18344	Door bellow
190 1	4819 492 38119	Strap porthole seal
190 2	4819 492 68515	Strap porthole seal
200 0	4819 418 18371	Tub
201 0	4812 464 48113	Bottom Tub cpl.
201 1	4819 532 88052	Ring
210 0	4819 535 78164	Crosspiece,drum
220 0	4819 418 18291	Drum
220 1	4819 418 18367	Drum cpl.
228 0	4812 418 18212	Plate
271 0	4819 358 18115	Belt
272 0	4819 528 88119	Pulley
292 0	4819 466 69797	Gasket
301 0	4812 452 13709	Control panel FL 5053 E/1
331 0	4812 414 58205	Knob,timer VBL GW
332 0	4812 513 18132	Push button WH VBL GW
335 0	4812 414 58202	Knob thermostat WH VBL GW
339 0	4812 233 18006	Adapter f. Knob
351 0	4812 124 98001	Lamp mains
401 0	4819 361 58276	Motor
401 1	4812 362 48433	Bushing Motor
401 2	4812 404 68028	Silent bloc
420 0	4819 121 18314	Capacitor
421 0	4812 121 18142	Interf.filter 1,00 µ F
430 0	4819 360 18189	Pump,draining
451 0	4812 259 28861	Heating element without hole 2050 W
490 0	4819 321 18136	Cable,mains 2m SA
491 0	4812 321 28367	Strain relief

Pos. No.	12NC Code	Description
501 0	4812 282 18916	Timer EC 6018
551 3	4812 282 28251	Thermostat 60/35 °C
554 0	4819 271 29081	Thermostat 30-80 °C
572 0	4812 271 28484	Valve,magnet single
583 0	4819 271 29082	Pressostat
620 0	4819 410 29005	Switch Options NC
621 0	4812 276 18406	Switch ON/OFF
630 0	4819 276 18416	Door lock
701 0	4819 530 29034	Hose, inlet
702 0	4812 530 29128	Hose dispenser/valve
707 0	4812 526 48033	Nozzle Distribution 4
707 1	4812 526 48028	Nozzle
708 1	4812 530 48358	Bend dispenser/tub
711 0	4812 418 68294	Detergent disp. GW
712 0	4812 418 68295	Drawer VBL GW
713 0	4812 418 89019	Flap Detergent Cont. GW
717 0	4812 321 38022	Bowden cable
717 1	4812 321 38013	Lever , Nozzle
717 2	4812 321 38012	Holder,adjust.
717 3	4812 278 88018	Slide
717 5	4819 528 38462	Cam
718 0	4812 526 48168	Siphon GW
718 1	4812 418 89022	Separator 4ch
753 1	4819 418 68234	Chamber,air
754 0	4819 526 48255	Drainhose inner Tub/Pump
781 0	4819 530 29035	Hose,draining
783 0	4819 530 29036	Hose pressostat
787 0	4812 530 29129	Steam hose
794 5	4812 530 58098	Gasket Airtrap
900 0	4812 255 18205	Holder Pressostat
901 0	4819 401 18529	Clamp,hose
901 1	4819 401 18174	Clamp,hose 25-45 mm
901 2	4812 401 18501	Clamp,hose 19.2 mm
901 3	4819 401 18882	Clamp
901 6	4819 401 18436	Clamp,hose
902 1	4812 255 18204	Holder Hose outlet
910 6	4819 502 38005	Screw
912 2	4819 310 38685	Set screw
914 0	4819 505 18376	Nut
931 0	4819 492 38138	Spring,suspens.
932 0	4819 492 68666	Spring
932 5	4812 492 38359	Spring , Nozzle
941 0	4819 520 18041	Bearing,ball 6203-2Z
941 1	4819 520 18042	Bearing,ball 6202-2Z
951 0	4819 468 18343	Shaft seal
952 0	4819 466 69882	Gasket thermostat
990 0	4819 310 39124	Mounting kit ,weight top
990 1	4819 310 38684	Mounting kit ,weight bottom
990 2	4819 310 39099	Accessories CROSSPIECE

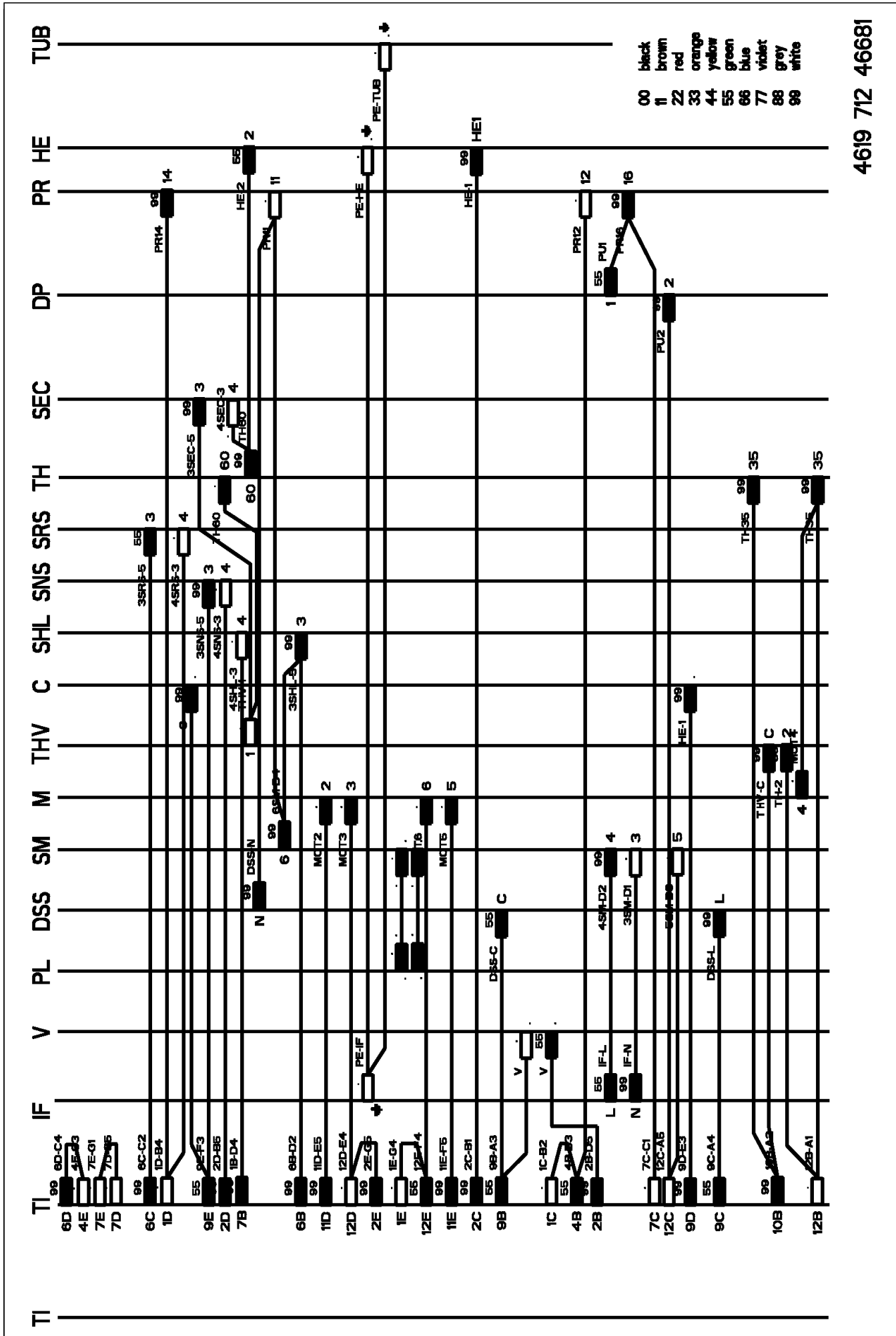
Exploded view



Exploded view

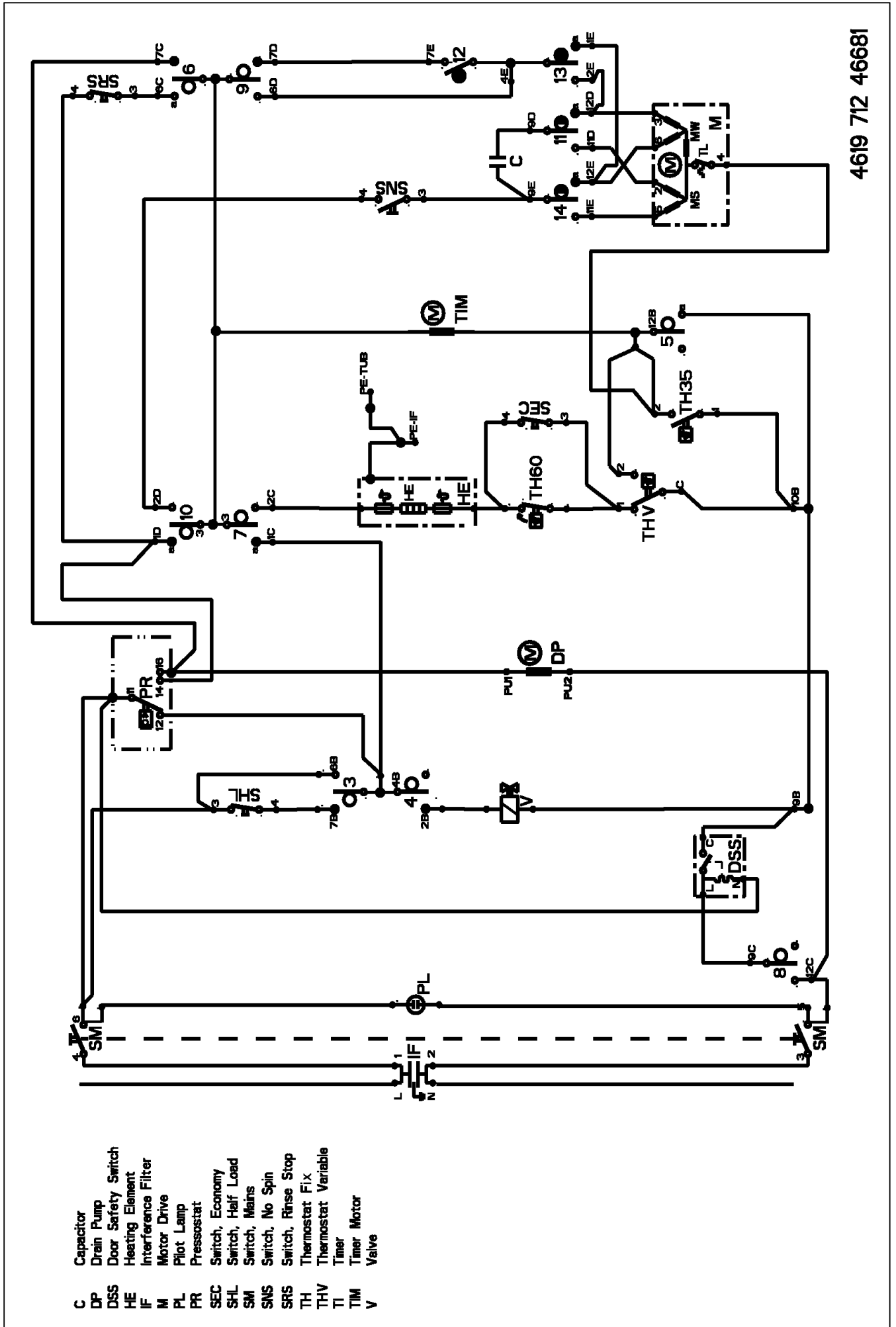


Wiring diagram

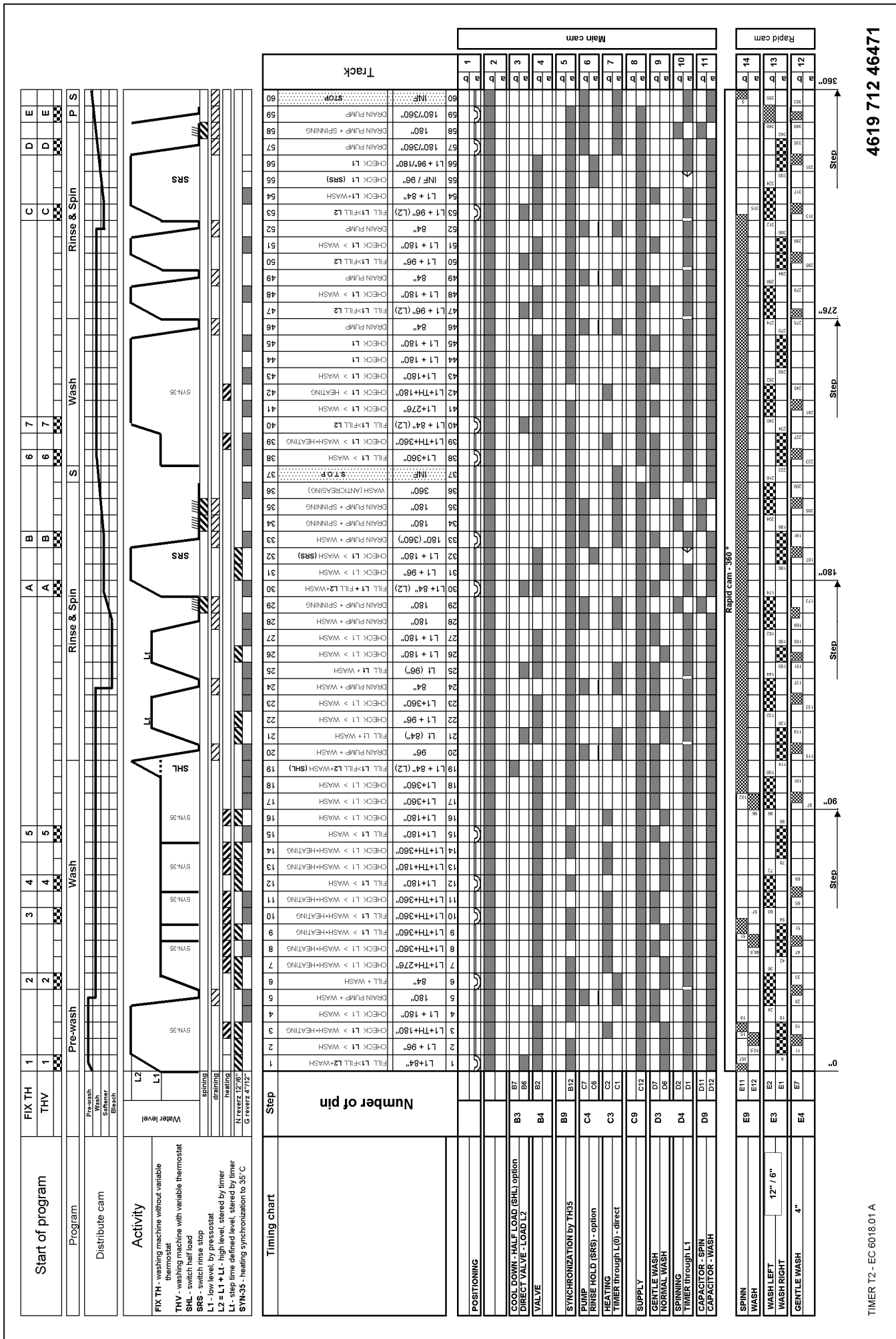


4619 712 46681

Circuit diagram



Program diagram



4619 712 46471

TIMER T2 - EC 6018.01 A