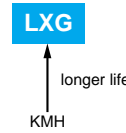


LXG Series

- Endurance with ripple current : 105°C 5000 hours
- Non solvent-proof type

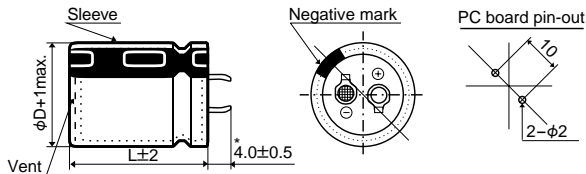


◆SPECIFICATIONS

Items	Characteristics								
Category	-40 to +105°C								
Temperature Range									
Rated Voltage Range	10 to 100V _{dc} (at 20°C, 120Hz)								
Capacitance Tolerance	±20% (M)								
Leakage Current	I=0.02CV or 3mA, whichever is smaller. Where, I : Max. leakage current (μA), C : Nominal capacitance (μF), V : Rated voltage (V) (at 20°C after 5 minutes)								
Dissipation Factor (tanδ)	Rated voltage (V _{dc})	10V	16V	25V	35V	50V	63V	80 & 100V	(at 20°C, 120Hz)
	tanδ (Max.)	0.60	0.45	0.30	0.25	0.20	0.15	0.15	
Low Temperature Characteristics (Max. Impedance Ratio)	Capacitance change : Capacitance at the lowest operating temperature shall not be less than 70% of the 20°C value.								
	Rated voltage (V _{dc})	10V	16V	25V	35V	50V	63V	80 & 100V	
	Z(-25°C)/Z(+20°C)	4	4	3	3	2	2	2	(at 120Hz)
	Z(-40°C)/Z(+20°C)	15	15	10	8	6	6	5	
Endurance	The following specifications shall be satisfied when the capacitors are restored to 20°C after subjected to DC voltage with rated ripple current is applied for 5000 hours at 105°C.								
	Capacitance change	≤±25% of the initial value							
	D.F. (tanδ)	≤250% of the initial specified value							
	Leakage current	≤The initial specified value							
Shelf Life	The following specifications shall be satisfied when the capacitors are restored to 20°C after exposing them for 500 hours at 105°C without voltage applied.								
	Capacitance change	≤±20% of the initial value							
	D.F. (tanδ)	≤150% of the initial specified value							
	Leakage current	≤The initial specified value							

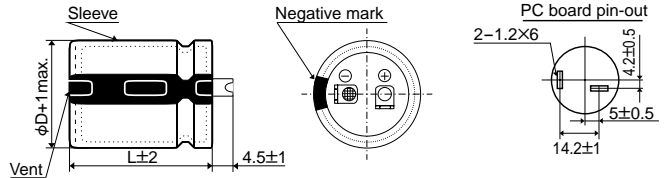
◆DIMENSIONS [mm]

●Standard Terminal Type : VSSN (φ22 to φ35)

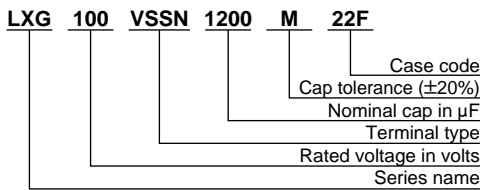


*φD=35mm : 3.5±0.5mm

●Terminal Type : LISN (φ35)



◆PART NUMBERING SYSTEM



◆RATED RIPPLE CURRENT MULTIPLIERS

●Frequency Multipliers

Frequency (Hz)	50	120	300	1k	10k	50k
10 to 50V _{dc}	0.95	1.00	1.03	1.05	1.08	1.08
63 to 100V _{dc}	0.92	1.00	1.07	1.13	1.19	1.20

◆CASE CODE [mm]

Case code	Case size φD×L	Case code	Case size φD×L	Case code	Case size φD×L	Case code	Case size φD×L
22A	22×25	25A	25.4×25	30A	30×25	35A	35×25
22B	22×30	25B	25.4×30	30B	30×30	35B	35×30
22C	22×35	25C	25.4×35	30C	30×35	35C	35×35
22D	22×40	25D	25.4×40	30D	30×40	35D	35×40
22F	22×50	25F	25.4×50	30F	30×50	35F	35×50

◆STANDARD RATINGS

μF	V _{dc}		10				16				25				
	φD		22	25.4	30	35	22	25.4	30	35	22	25.4	30	35	
3,900											22×25 1.31				
4,700											22×30 1.51	25.4×25 1.51			
5,600							22×25 1.44				22×35 1.70				
6,800		22×25 1.30					22×30 1.66	25.4×25 1.66			22×40 1.92	25.4×30 1.87	30×25 1.90		
8,200							22×35 1.87					25.4×35 2.14	30×30 2.15	35×25 2.19	
10,000		22×30 1.65	25.4×25 1.64				22×40 2.12	25.4×30 2.07	30×25 2.11		22×50 2.45	25.4×40 2.43			
12,000		22×35 1.85	25.4×30 1.85	30×25 1.89				25.4×35 2.37	30×30 2.37	35×25 2.42		25.4×50 2.78	30×35 2.70	35×30 2.76	
15,000		22×40 2.12	25.4×35 2.16				22×50 2.74	25.4×40 2.71					30×40 3.13	35×35 3.16	
18,000		22×50 2.45	25.4×40 2.43	30×30 2.37	35×25 2.42			25.4×50 3.11	30×35 3.02	35×30 3.09			30×50 3.64	35×40 3.61	
22,000				30×35 2.73	35×30 2.79				30×40 3.46	35×35 3.49					
27,000			25.4×50 3.11	30×40 3.13					30×50 4.07	35×40 4.04				35×50 4.70	
33,000															
39,000				30×50 3.99	35×40 3.96					35×50 5.16					
47,000						35×50 4.62	← Upper : Case size φD×L (mm) ← Lower : Rated ripple current (Arms) at 105°C, 120Hz								

μF	V _{dc}		35				50				63			
	φD		22	25.4	30	35	22	25.4	30	35	22	25.4	30	35
1,000											22×25 1.00			
1,200											22×30 1.15	25.4×25 1.15		
1,500							22×25 1.02				22×35 1.32			
1,800							22×30 1.17	25.4×25 1.17			22×40 1.49	25.4×30 1.45	30×25 1.48	
2,200		22×25 1.10					22×35 1.33					25.4×35 1.67	30×30 1.68	35×25 1.71
2,700							22×40 1.51	25.4×30 1.47	30×25 1.50		22×50 1.92	25.4×40 1.90	30×35 1.93	
3,300		22×30 1.42	25.4×25 1.41					25.4×35 1.70	30×30 1.70	35×25 1.74		25.4×50 2.20		35×30 2.18
3,900		22×35 1.58	25.4×30 1.58				22×50 1.91	25.4×40 1.89					30×40 2.41	35×35 2.43
4,700		22×40 1.78		30×25 1.77					30×35 2.11	35×30 2.16			30×50 2.80	35×40 2.78
5,600			25.4×35 1.98	30×30 1.98	35×25 2.03			25.4×50 2.38	30×40 2.39	35×35 2.41				
6,800		22×50 2.26	25.4×40 2.24						30×50 2.79	35×40 2.78				35×50 3.55
8,200			25.4×50 2.57	30×35 2.50	35×30 2.55									
10,000				30×40 2.86	35×35 2.88					35×50 3.57				
12,000				30×50 3.32	35×40 3.30	← Upper : Case size φD×L (mm) ← Lower : Rated ripple current (Arms) at 105°C, 120Hz								
18,000					35×50 4.29									

◆STANDARD RATINGS

μF	V _{dc} φD	80				100			
		22	25.4	30	35	22	25.4	30	35
390						22×25 0.78			
470									
560						22×30 0.99	25.4×25 0.98		
680	22×25 0.97					22×35 1.12			
820	22×30 1.12					22×40 1.26	25.4×30 1.23	30×25 1.25	
1,000	22×35 1.27	25.4×25 1.23					25.4×35 1.41	30×30 1.42	35×25 1.45
1,200	22×40 1.42	25.4×30 1.39	30×25 1.41			22×50 1.60	25.4×40 1.59	30×35 1.61	
1,500		25.4×35 1.62					25.4×50 1.86	30×40 1.87	35×30 1.85
1,800	22×50 1.84	25.4×40 1.82	30×30 1.78	35×25 1.82					35×35 2.07
2,200		25.4×50 2.11	30×35 2.05	35×30 2.09				30×50 2.40	35×40 2.39
2,700			30×40 2.35	35×35 2.37					35×50 2.81
3,300			30×50 2.75	35×40 2.73					
4,700				35×50 3.46					

Upper : Case size φD×L (mm)
Lower : Rated ripple current (Arms) at 105°C, 120Hz

◆MAXIMUM IMPEDANCE [mΩ/20°C, 30kHz]

Case size φD×L (mm)	Case code	V _{dc}	10 to 63		80	100
			10 to 63	80		
22×25	22A		120	150		
22×30	22B		100	120		
22×35	22C		80	95		
22×40	22D		70	80		
22×50	22F		50	60		
25.4×25	25A		90	110		
25.4×30	25B		70	85		
25.4×35	25C		60	70		
25.4×40	25D		50	60		
25.4×50	25F		40	45		
30×25	30A		70	80		
30×30	30B		50	60		
30×35	30C		40	50		
30×40	30D		35	40		
30×50	30F		25	30		
35×25	35A		65	70		
35×30	35B		45	50		
35×35	35C		38	40		
35×40	35D		30	30		
35×50	35F		23	25		

●105°C Endurance with Rated Ripple Current

