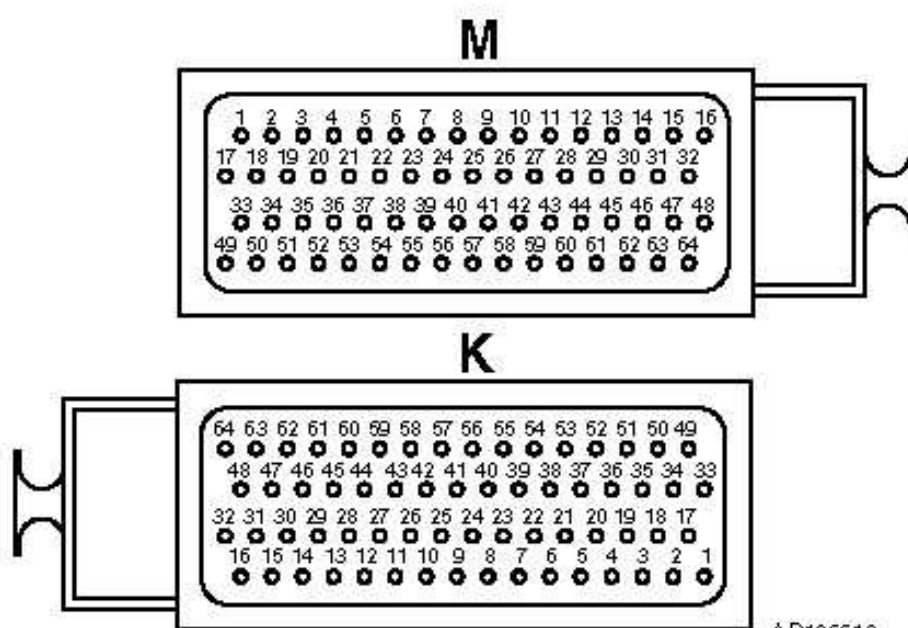


Telephone:
 Fax:
 VAT Registration No.:

A16	ABS control module
K143	AC compressor clutch relay
A63	AC control module
S149	AC master switch
B161	AC refrigerant pressure sensor
B138	Accelerator pedal position (APP) sensor
31	Battery -
30	Battery +
S13	Brake pedal position (BPP) switch
B132	Camshaft position (CMP) sensor
S258	Clutch pedal position (CPP) switch
B54	Crankshaft position (CKP) sensor
S79	Cruise control master switch
X1	Data link connector (DLC)
A161	Digital multifunction display
K46	Engine control (EC) relay
A35	Engine control module (ECM)
K12-I	Engine coolant blower motor relay 1
K12-II	Engine coolant blower motor relay 2
K12-III	Engine coolant blower motor relay 3
B187	Engine coolant blower motor temperature sensor
P4	Engine coolant temperature (ECT) gauge
B24	Engine coolant temperature (ECT) sensor
R96	Engine coolant thermostat
H63	Engine malfunction indicator lamp (MIL)
B86	Engine oil level sensor
S389-I	Engine oil pressure switch 1
S389-II	Engine oil pressure switch 2
H5	Engine oil pressure warning lamp
Y104	Evaporative emission (EVAP) canister purge valve
Y151	Exhaust gas recirculation (EGR) valve actuator
B149	Exhaust gas recirculation (EGR) valve position sensor
P3	Fuel gauge
M12	Fuel pump (FP)
K20	Fuel pump (FP) relay
F	Fuse
X28-II	Fuse box/relay plate, engine bay 1
X28-III	Fuse box/relay plate, engine bay 2
X28-I	Fuse box/relay plate, fascia
B72-I	Heated oxygen sensor (HO2S) 1
B72-II	Heated oxygen sensor (HO2S) 2
T1	Ignition coil

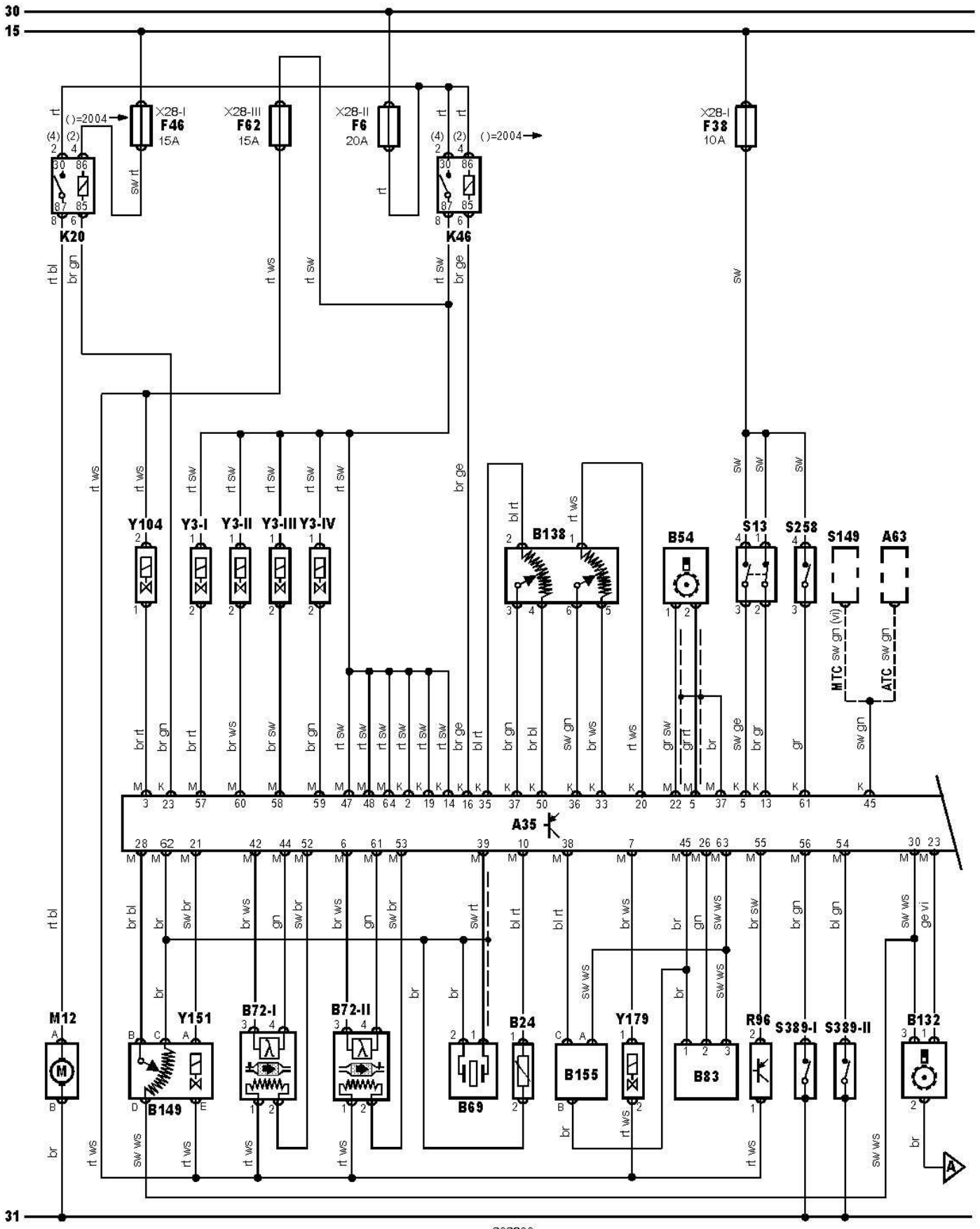
15	Ignition switch - ignition ON
A162	Immobilizer control module
Y3	Injector
A5	Instrument panel
B25	Intake air temperature (IAT) sensor
Y179	Intake manifold air control actuator
B155	Intake manifold air control actuator position sensor
B69	Knock sensor (KS)
B83	Manifold absolute pressure (MAP) sensor
A81	Power steering control module
H50	Service indicator
P7	Tachometer
A177	Throttle control unit
M89	Throttle motor
B169	Throttle motor position sensor
A123	Vehicle speed sensor (VSS) signal amplifier
B19	Wheel speed sensor, left front



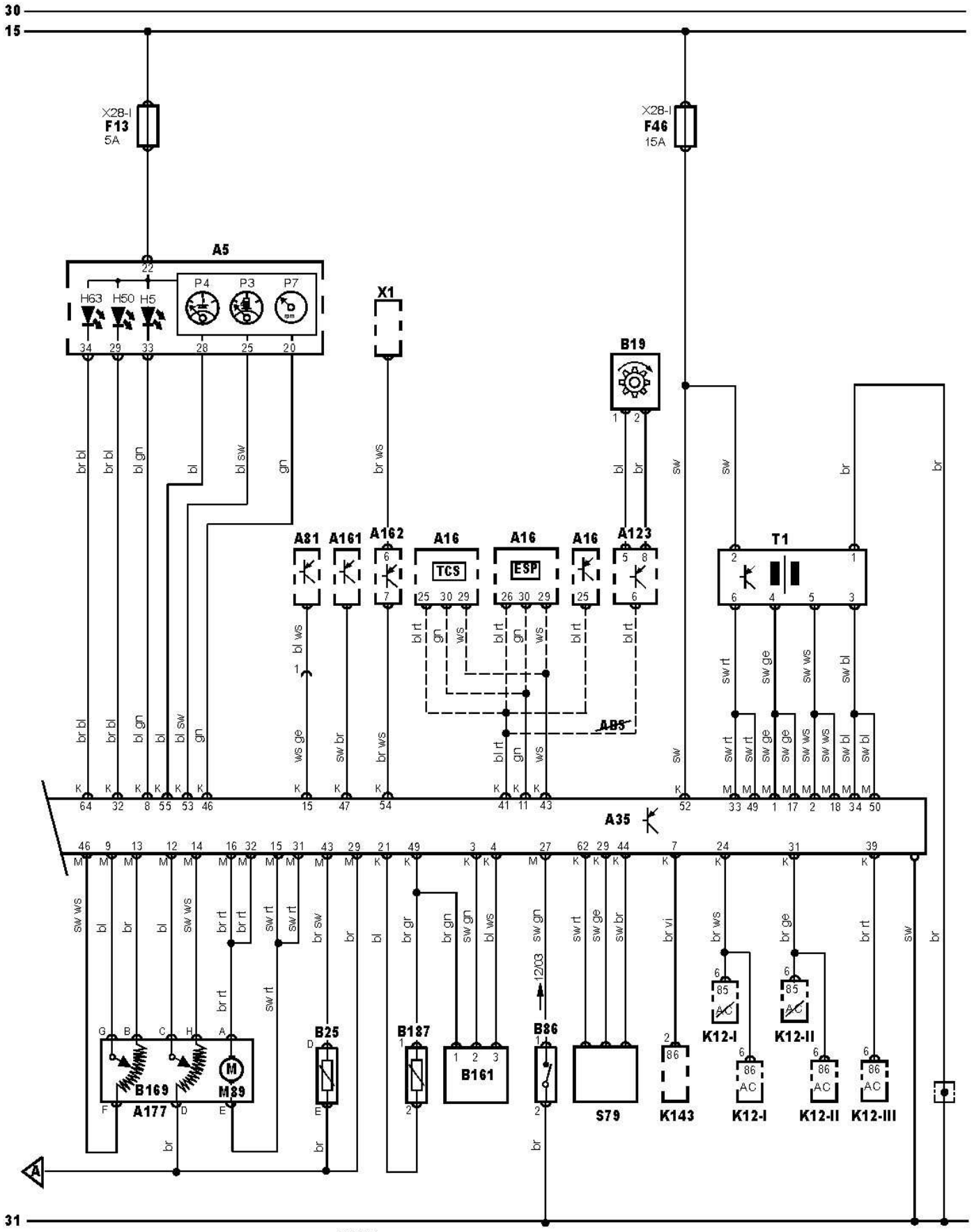
AD106510

bl = blue	br = brown	el = cream	ge = yellow
gn = green	gr = grey	nf = neutral	og = orange
rs = pink	rt = red	sw = black	vi = violet
ws = white	hbl = light blue	hgn = light green	rbr = maroon
x = braided cable	y = high tension	z = non-cable connection	

NOTE: In certain diagrams (Citroen, Peugeot & Renault), colour codes are replaced by numbers which are used to identify a particular cable and not the colour. In this instance, the cables will be numbered at each end close to the harness connector.



303200



303201