

Technische Information



| | | | | | | | | |
|--------------------|---------|----------------|----------------|--------------|----------------|-----------|-----------------|------------|
| Fahrzeug-Typ | Astra-F | | | | Datum | Seite/von | TI-Nummer | Baugruppe |
| | | | | | 9/1996 | 1/26 | TI-C-5 | N-250 |
| Bereiche | Inhaber | Service-Leiter | Verkaufsleiter | Teile-Leiter | Gewährleistung | Meister | Service-Berater | Mechaniker |
| Sichtvermerk/Datum | | | | | | | | |

Betrifft

Stromlaufplan

Fahrzeuge

Astra-F ab Modelljahr 1997

Dieser Technischen Information ist als Anlage der Stromlaufplan mit zusätzlichen Informationen beigelegt. Er enthält Änderungen und Ergänzungen, die mit oder im Modelljahr 1997 einsetzen.

Zusätzliche Informationen:

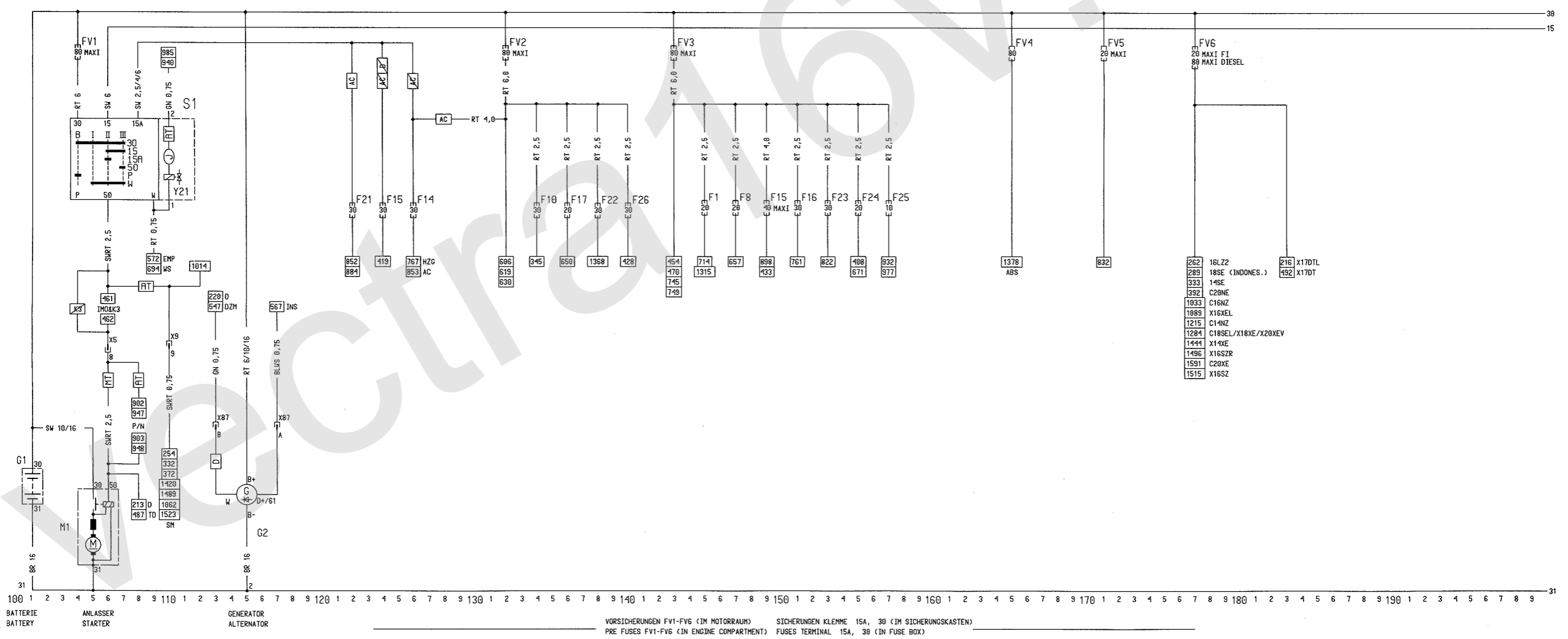
- Inhaltsverzeichnis zur besseren Übersicht mit Seiten und Blättern,
- Stichwortverzeichnis für Strompfade,
- Kabelsatzschema zeigt die Hauptkabelsätze mit Steckern, Steckverbindungen und Masseverbindungen,
- Einzelteilzeichnungen und Pinanordnungen der Stecker, Steckverbindungen und Masseverbindungen,
- Anordnung von Elektroteilen mit Hinweisen zu Steuergeräten, Relais und Sicherungen.

Hinweise über Sicherheit und Umweltschutz beachten. Diese Technische Information ist nur für den internen Gebrauch bestimmt. Alle Angaben einschließlich evt. vorhandener Katalognummern entsprechen dem Stand der Drucklegung. Nachdruck oder Übersetzung, auch auszugsweise, ist ohne schriftliche Genehmigung der Adam Opel AG nicht gestattet. Alle Rechte nach dem Gesetz über das Urheberrecht bleiben der Adam Opel AG ausdrücklich vorbehalten.

| | | | |
|-----|---------------------------------------|---------------------------------------|----------|
| FV1 | SICHERUNG (MAXI) | FUSE (MAXI) | 104 |
| FV2 | SICHERUNG (MAXI) | FUSE (MAXI) | 132 |
| F10 | SICHERUNG | FUSE | 134 |
| F14 | SICHERUNG | FUSE | 126 |
| F15 | SICHERUNG | FUSE | 124 |
| F21 | SICHERUNG | FUSE | 122 |
| G1 | BATTERIE | BATTERY | 101 |
| G2 | GENERATOR | ALTERNATOR | 115 |
| M1 | ANLASSER | STARTER | 105,106 |
| S1 | SCHALTER-ANLASSER | SWITCH-STARTER | 104, 110 |
| Y21 | HUBMAGNET-PBSL | LIFTING MAGNET-PBSL | 110 |
| X5 | INSTRUMENTENAFEL & MOTOR 6P/11P | INSTRUMENT PANEL & ENGINE 6P/11P | 106 |
| X9 | INSTRUMENTENAFEL & MOTRONIC/MULTEC 9P | INSTRUMENT PANEL & MOTRONIC/MULTEC 9P | 110 |
| X87 | MOTOR & GENERATOR 2P (NUR X17DTL) | ENGINE & ALTERNATOR 2P (ONLY X17DTL) | 113,117 |

| | | | |
|-----|------------------|-------------|-----|
| FV3 | SICHERUNG (MAXI) | FUSE (MAXI) | 143 |
| FV4 | SICHERUNG (MAXI) | FUSE (MAXI) | 165 |
| F1 | SICHERUNG | FUSE | 145 |
| F8 | SICHERUNG | FUSE | 147 |
| F15 | SICHERUNG (MAXI) | FUSE (MAXI) | 149 |
| F16 | SICHERUNG | FUSE | 151 |
| F17 | SICHERUNG | FUSE | 136 |
| F22 | SICHERUNG | FUSE | 138 |
| F23 | SICHERUNG | FUSE | 153 |
| F24 | SICHERUNG | FUSE | 155 |
| F25 | SICHERUNG | FUSE | 157 |
| F26 | SICHERUNG | FUSE | 140 |

| | | | |
|-----|------------------|-------------|-----|
| FV5 | SICHERUNG (MAXI) | FUSE (MAXI) | 171 |
| FV6 | SICHERUNG (MAXI) | FUSE (MAXI) | 177 |

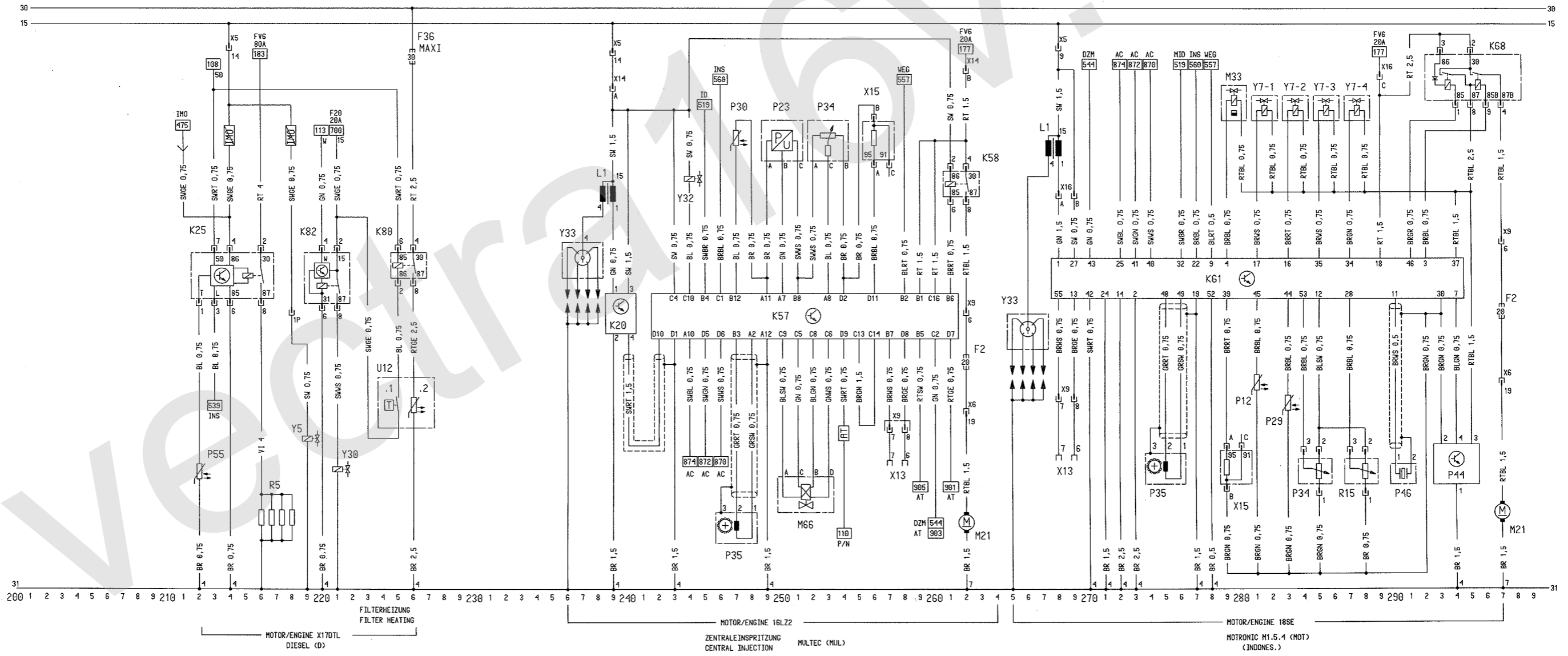


VORSICHERUNGEN FV1-FV6 (IM MOTORRAUM) SICHERUNGEN KLEMME 15A, 30 (IM SICHERUNGSKASTEN)
 PRE FUSES FV1-FV6 (IN ENGINE COMPARTMENT) FUSES TERMINAL 15A, 30 (IN FUSE BOX)

LEITUNGSFARBEN/WIRING COLORS
 SW=SCHWARZ/BLACK GE=GELB/YELLOW BR=BRAUN/BROWN
 WS=WEISS/WHITE GN=GRUEN/GREEN BL=BLAU/BLUE
 RT=ROT/RED GR=GRAU/GRAY VI=VIOLETT/VIOLET

LEITUNGSQUERSCHNITTE IN MM²

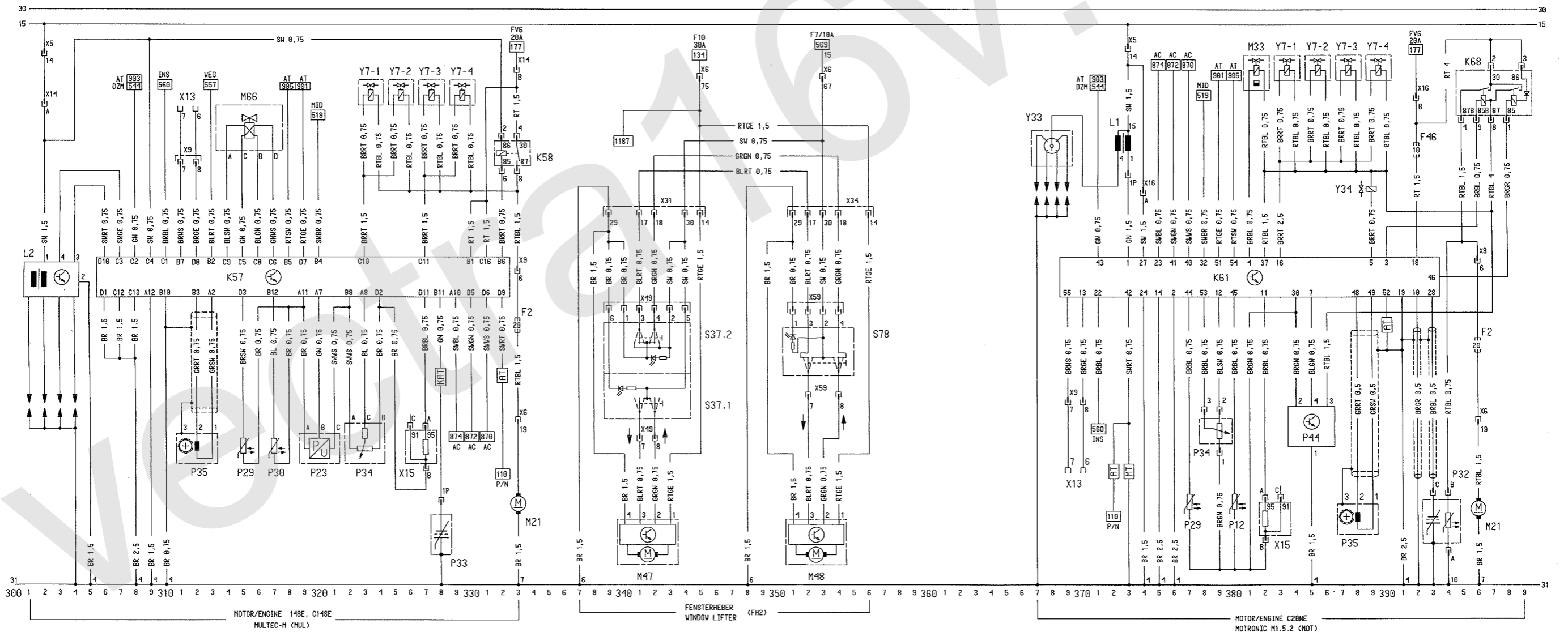
| Code | German Description | English Description | Code | German Description | English Description | Code | German Description | English Description | | | |
|-------|--|--|-------------|--------------------|--|---|--------------------|---------------------|--|----------------------------------|-------------|
| F36 | SICHERUNG-FILTERHEIZUNG (MAXI) | FUSE- FILTER HEATING (MAXI) | 226 | F2 | SICHERUNG | FUSE | 262 | F2 | SICHERUNG | FUSE | 297 |
| K25 | RELAIS-GLUEHZEIT | RELAY-GLOW TIME | 212..216 | K20 | ZUENDUNGSMODUL-ZUENDSPULE | IGNITION MODUL-IGNITION COIL | 239,240 | K61 | STEUERGERAET-MOTRONIC | CONTROL UNIT-MOTRONIC | 268..294 |
| K80 | RELAIS-FILTERHEIZUNG | RELAY-FILTER HEATING | 225,226 | K57 | STEUERGERAET-MULTEC | CONTROL UNIT-MULTEC | 242..261 | K68 | RELAIS-EINSPRITZANLAGE,KRAFTSTOFF | RELAY-INJECTION UNIT,FUEL | 293..297 |
| K82 | RELAIS-DREHZAHL_MOTOR | RELAY-REVOLUTION,ENGINE | 220,221 | K58 | RELAIS-PUMPE,KRAFTSTOFF | RELAY-PUMP,FUEL | 261,262 | L1 | ZUENDSPULE | IGNITION COIL | 268 |
| P55 | TEMPERATURGEBER-MOTOR | TEMPERATURE SENSOR-ENGINE | 212 | L1 | ZUENDSPULE | IGNITION COIL | 239 | M21 | PUMPE-KRAFTSTOFF | PUMP-FUEL | 297 |
| R5 | GLUEHSTIFTKERZEN | GLOW PLUGS | 216..218 | M66 | STELLMOTOR-LEERLAUF | SERVO-MOTOR-IDLE SPEED | 250..253 | M33 | STELLGLIED-LEERLAUF | ACTUATOR-IDLE SPEED | 279,280 |
| U12 | FILTERHEIZUNG ZSB | FILTER HEATING ASM | 225,226 | P23 | GEBER-UNTERDRUCK, SAUGROHR | SENSOR-ABSOLUTE PRESSURE, INTAKE MANIFOLD | 249..251 | P12 | TEMPERATURGEBER-KUEHLMITTEL | TEMPERATURE SENSOR-COOLANT | 281 |
| U12.1 | SCHALTER-TEMPERATUR | SWITCH-TEMPERATURE | 225 | P30 | TEMPERATURGEBER-KUEHLMITTEL | TEMPERATURE SENSOR-COOLANT | 247 | P29 | TEMPERATURGEBER-ANSAUGLUFT | TEMPERATURE SENSOR-INTAKE AIR | 283 |
| U12.2 | HEIZWIDERSTAND | HEATING RESISTOR | 226 | P34 | POTENTIOMETER-DROSSELKAPPE | POTENTIOMETER-THROTTLE VALVE | 252..254 | P34 | POTENTIOMETER-DROSSELKAPPE | POTENTIOMETER-THROTTLE VALVE | 284,285 |
| Y5 | MAGNETVENTIL-KRAFTSTOFF | SOLENOID VALVE-FUEL | 219 | P35 | IMPULSGEBER-KURBELWELLE | IMPULSE SENSOR-CRANKSHAFT | 246..248 | P35 | IMPULSGEBER-KURBELWELLE | IMPULSE SENSOR-CRANKSHAFT | 274..276 |
| Y30 | MAGNETVENTIL-KALTSTARTBESCHLEUNIGUNG | SOLENOID VALVE-COLD START ACCELERATION | 211 | Y32 | EINSPRITZVENTIL-KRAFTSTOFF | INJECTION VALVE-FUEL | 244 | P44 | LUFTMASSEMESSER | AIR MASS METER | 293..295 |
| Y33 | MAGNETVENTIL-KALTSTARTBESCHLEUNIGUNG | SOLENOID VALVE-COLD START ACCELERATION | 211 | Y33 | ZUENDVERTEILER | IGNITION DISTRIBUTOR | 236..238 | P46 | GEBER-KLOPFREGELUNG | SENSOR-KNOCKING CONTROL | 290,291 |
| X5 | INSTRUMENTENAFEL & MOTOR 6P/11P | INSTRUMENT PANEL & ENGINE 6P/11P | 214 | X5 | INSTRUMENTENAFEL & MOTOR 6P/11P | INSTRUMENT PANEL & ENGINE 6P/11P | 239 | R15 | POTENTIOMETER-CO EINSTELLUNG | POTENTIOMETER-CO ADJUSTMENT | 287,288 |
| X6 | INSTRUMENTENAFEL & KAROSSERIE,HINTEN 6*P | INSTRUMENT PANEL & BODY,REAR 6*P | 262 | X6 | INSTRUMENTENAFEL & KAROSSERIE,HINTEN 6*P | INSTRUMENT PANEL & BODY,REAR 6*P | 262 | Y7 | EINSPRITZVENTILE-KRAFTSTOFF | INJECTION VALVES-FUEL | 281..288 |
| X9 | INSTRUMENTENAFEL & MULTEC 9P | INSTRUMENT PANEL & MULTEC 9P | 257,258,262 | X9 | INSTRUMENTENAFEL & MOTRONIC 9P | INSTRUMENT PANEL & MOTRONIC 9P | 268,269,297 | Y33 | ZUENDVERTEILER | IGNITION DISTRIBUTOR | 265..267 |
| X13 | DIAGNOSE 16P | DIAGNOSTIC LINK 16P | 257,258 | X13 | DIAGNOSE 16P | DIAGNOSTIC LINK 16P | 268,267 | X5 | INSTRUMENTENAFEL & MOTOR 30P | INSTRUMENT PANEL & ENGINE 30P | 268 |
| X14 | MOTOR & MULTEC 2P | ENGINE & MULTEC 2P | 239,262 | X14 | MOTOR & MULTEC 2P | ENGINE & MULTEC 2P | 239,262 | X6 | INSTRUMENTENAFEL & KAROSSERIE,HINTEN 6*P | INSTRUMENT PANEL & BODY,REAR 6*P | 297 |
| X15 | OKTANZAHLANPASSUNG 3P | OCTANE RATING 3P | 256,257 | X15 | OKTANZAHLANPASSUNG 3P | OCTANE RATING 3P | 256,257 | X9 | INSTRUMENTENAFEL & MOTRONIC 9P | INSTRUMENT PANEL & MOTRONIC 9P | 268,269,297 |
| | | | | X16 | MOTOR & MOTRONIC 3P | ENGINE & MOTRONIC 3P | 268,269 | X13 | DIAGNOSE 16P | DIAGNOSTIC LINK 16P | 268,267 |
| | | | | X15 | OKTANZAHLANPASSUNG 3P | OCTANE RATING 3P | 279,280 | X15 | OKTANZAHLANPASSUNG 3P | OCTANE RATING 3P | 279,280 |
| | | | | X16 | MOTOR & MOTRONIC 3P | ENGINE & MOTRONIC 3P | 268,269 | X16 | MOTOR & MOTRONIC 3P | ENGINE & MOTRONIC 3P | 268,269 |



| | | | |
|-----|--|--|----------|
| F2 | SICHERUNG | FUSE | 333 |
| K57 | STEUERGERAET-MULTEC | CONTROL UNIT-MULTEC | 306..332 |
| K58 | RELAIS-PUMPE,KRAFTSTOFF | RELAY-PUMP,FUEL | 332,333 |
| L2 | ZUENDSPULE-DIREKTZUENDUNG | IGNITION COIL-DIRECT IGNITION | 301..304 |
| M21 | PUMPE-KRAFTSTOFF | PUMP-FUEL | 333 |
| M66 | STELLMOTOR-LEERLAUF | SERVO-MOTOR-IDLE AIR | 314..317 |
| P23 | GEBER-UNTERDRUCK,SAUGROHR | SENSOR-ABSOLUTE PRESSURE,INTAKE MANIFOLD | 319..321 |
| P29 | TEMPERATURGEBER-ANSAUGLUFT | TEMPERATURE SENSOR-INTAKE AIR | 315,316 |
| P30 | TEMPERATURGEBER-KUEHLMITTEL | TEMPERATURE SENSOR-COOLANT | 317,318 |
| P33 | LAMBDA SONDE | SENSOR-OXYGEN,EXHAUST | 328 |
| P34 | POTENTIOMETER-DROSSELKLAPPE | POTENTIOMETER-THROTTLE VALVE | 322..324 |
| P35 | IMPULSGEBER-KURBELWELLE | IMPULSE SENSOR-CRANKSHAFT | 311..313 |
| Y7 | EINSPRITZVENTILE-KRAFTSTOFF | INJECTION VALVES-FUEL | 323..330 |
| X5 | INSTRUMENTENAFEL & MOTOR 6P/11P | INSTRUMENT PANEL & ENGINE 6P/11P | 302 |
| X6 | INSTRUMENTENAFEL & KAROSSERIE,HINTEN 64P | INSTRUMENT PANEL & BODY,REAR 64P | 333 |
| X9 | INSTRUMENTENAFEL & MULTEC 9P | INSTRUMENT PANEL & MULTEC 9P | 333 |
| X13 | DIAGNOSE 16P | DIAGNOSTIC LINK 16P | 311,312 |
| X14 | MOTOR & MULTEC-M 2P | ENGINE & MULTEC-M 2P | 302,330 |
| X15 | OKTANZAHLANPASSUNG 3P | OCTANE RATING 3P | 326,327 |

| | | | |
|-------|---|---|----------|
| M47 | MOTOR-FENSTERHEBER,FAHRERTUER | MOTOR-WINDOW LIFTER,DRIVER DOOR | 340..343 |
| M48 | MOTOR-FENSTERHEBER,BEIFAHRERTUER | MOTOR-WINDOW LIFTER,COODRIVER DOOR | 351..354 |
| S37 | SCHALTER ZSB-FENSTERHEBER (IN FAHRERTUER) | SWITCH ASM-WINDOW LIFTER (IN DRIVER DOOR) | |
| S37.1 | SCHALTER-FENSTERHEBER,FAHRERSEITE | SWITCH-WINDOW LIFTER,DRIVER SIDE | 341,342 |
| S37.2 | SCHALTER-FENSTERHEBER,BEIFAHRERSEITE | SWITCH-WINDOW LIFTER,COODRIVER SIDE | 339,344 |
| S78 | SCHALTER-FENSTERHEBER,BEIFAHRERSEITE (IN BEIFAHRERTUER) | SWITCH-WINDOW LIFTER,COODRIVER SIDE (IN COODRIVER DOOR) | 351..354 |
| X6 | INSTRUMENTENAFEL & KAROSSERIE,HINTEN 64P | INSTRUMENT PANEL & BODY,REAR 64P | 345,353 |
| X31 | KAROSSERIE,HINTEN & FAHRERTUER 30P | BODY,REAR & DRIVER DOOR 30P | 339..345 |
| X34 | KAROSSERIE,HINTEN & BEIFAHRERTUER 30P | BODY,REAR & COODRIVER DOOR 30P | 351..356 |
| X49 | FAHRERTUER & SCHALTER-FENSTERHEBER 9P | DRIVER DOOR & SWITCH-WINDOW LIFTER 9P | 339..344 |
| X59 | BEIFAHRERTUER & SCHALTER-FENSTERHEBER 9P | COODRIVER DOOR & SWITCH-WINDOW LIFTER 9P | 351..354 |

| | | | |
|-----|--|----------------------------------|-------------|
| F2 | SICHERUNG | FUSE | 396 |
| F46 | SICHERUNG | FUSE | 392 |
| K61 | STEUERGERAET-MOTRONIC | CONTROL UNIT-MOTRONIC | 369..393 |
| K68 | RELAIS-EINSPRITZANLAGE,KRAFTSTOFF | RELAY-INJECTION UNIT,FUEL | 395..399 |
| L1 | ZUENDSPULE | IGNITION COIL | 373 |
| M21 | PUMPE-KRAFTSTOFF | PUMP-FUEL | 396 |
| M33 | STELLGLIED-LEERLAUF | ACTUATOR-IDLE SPEED | 381,382 |
| P12 | TEMPERATURGEBER-KUEHLMITTEL | TEMPERATURE SENSOR-COOLANT | 380 |
| P29 | TEMPERATURGEBER-ANSAUGLUFT | TEMPERATURE SENSOR-INTAKE AIR | 377 |
| P32 | LAMBDA SONDE-BEHEIZT | SENSOR-OXYGEN,EXHAUST,HEATED | 393,394 |
| P34 | POTENTIOMETER-DROSSELKLAPPE | POTENTIOMETER-THROTTLE VALVE | 378,379 |
| P35 | IMPULSGEBER-KURBELWELLE | IMPULSE SENSOR-CRANKSHAFT | 387..389 |
| P44 | LUFTMASSEMESSER | AIR MASS METER | 384..386 |
| Y7 | EINSPRITZVENTILE-KRAFTSTOFF | INJECTION VALVES-FUEL | 383..390 |
| Y33 | ZUENDVERTEILER | IGNITION DISTRIBUTOR | 367..369 |
| Y34 | MAGNETVENTIL-TANKENTLUFTUNG | SOLENOID VALVE-TANK VENTILATION | 389 |
| X5 | INSTRUMENTENAFEL & MOTOR 6P/11P | INSTRUMENT PANEL & ENGINE 6P/11P | 373 |
| X6 | INSTRUMENTENAFEL & KAROSSERIE,HINTEN 64P | INSTRUMENT PANEL & BODY,REAR 64P | 396 |
| X9 | INSTRUMENTENAFEL & MOTRONIC 9P | INSTRUMENT PANEL & MOTRONIC 9P | 369,378,396 |
| X13 | DIAGNOSE 16P | DIAGNOSTIC LINK 16P | 369,379 |
| X15 | OKTANZAHLANPASSUNG 3P | OCTANE RATING 3P | 382,383 |
| X16 | MOTOR & MOTRONIC 2P | ENGINE & MOTRONIC 2P | 374,392 |



| | | | |
|-----|---------------------------------|-------------------------------|----------|
| E14 | LEUCHTE-INNENRAUM | LAMP-PASSENGER COMPARTMENT | 487..411 |
| K51 | RELAIS-GEBLAESE,KUEHLER,1.STUFE | RELAY-BLOWER,RADIATOR,1.STAGE | 428,429 |
| K67 | RELAIS-GEBLAESE,KUEHLER,2.STUFE | RELAY-BLOWER,RADIATOR,2.STAGE | 433,434 |

| | | | |
|----|------------------------|-----------------------|-----|
| M4 | MOTOR-GEBLAESE,KUEHLER | MOTOR-BLOWER,RADIATOR | 428 |
|----|------------------------|-----------------------|-----|

| | | | |
|-----|--------------------------------|-----------------------------|-----|
| R19 | VORWIDERSTAND-GEBLAESE,KUEHLER | PRERESISTOR-BLOWER,RADIATOR | 423 |
|-----|--------------------------------|-----------------------------|-----|

| | | | |
|-----|---|-------------------------------------|---------|
| S29 | SCHALTER-TEMPERATUR,KUEHLMITTEL | SWITCH-TEMPERATURE,COOLANT | 419 |
| S88 | SCHALTER-TEMPERATUR,KUEHLMITTEL,2STUFIG | SWITCH-TEMPERATURE,COOLANT,2 STAGES | 423,424 |

| | | | |
|-----|--------------------------------|------------------------------|---------|
| U29 | NF-UEBERTRAGER (TELEFON-RADIO) | AF-TRANSFORMER (PHONE-RADIO) | 410,411 |
|-----|--------------------------------|------------------------------|---------|

| | | | |
|-----|---|--|----------|
| X4 | INSTRUMENTENTAFEL & KAROSSERIE,VORN 31P | INSTRUMENT PANEL & BODY,FRONT 31P | 419..434 |
| X6 | INSTRUMENTENTAFEL & KAROSSERIE,HINTEN 64P | INSTRUMENT PANEL & BODY,BODY,REAR 64P | 405,407 |
| X12 | INSTRUMENTENTAFEL & STECKER TELEFON 18P | INSTRUMENT PANEL & PLUG-PHONE 18P | 402..410 |
| X86 | KAROSSERIE,VORN & SCHALTER,TEMP.,KUEHLMITTEL 3P | BODY,FRONT & SWITCH,TEMPERATURE,COOLANT 3P | 419..434 |

| | | | |
|------|--|--|----------|
| K117 | STEUERGERAET-WEGFABRSPERRE | CONTROL UNIT-IMMOBILIZER | 454..457 |
| K3 | RELAIS-ANLASSER (WEGFABRSPERRE) (HAENDLEREINBAU) | RELAY-STARTER (IMMOBILIZER) (SERVICE SOLUTION) | 461,462 |

| | | | |
|-----|-----------------|---------------------|---------|
| X13 | DIAGNOSE 16P | DIAGNOSTIC LINK 16P | 456 |
| X99 | PRUEFSTECKER 9P | TEST CONNECTOR 9P | 438,404 |

| | | | |
|-----|-------------------------|----------------------|-----|
| F36 | SICHERUNG-FILTERHEIZUNG | FUSE- FILTER HEATING | 498 |
|-----|-------------------------|----------------------|-----|

| | | | |
|------|-------------------------------------|-----------------------------------|----------|
| K76 | STEUERGERAET-GLUEHZEIT | CONTROL UNIT-GLOW TIME | 483,484 |
| K77 | RELAIS-GLUEHSTIFTKERZEN (70A) | RELAY-GLOW PLUGS (70A) | 491,492 |
| X80 | RELAIS-FILTERHEIZUNG | RELAY-FILTER HEATING | 497,498 |
| K117 | STEUERGERAET-WEGFABRSPERRE (DIESEL) | CONTROL UNIT-IMMOBILIZER (DIESEL) | 470..474 |

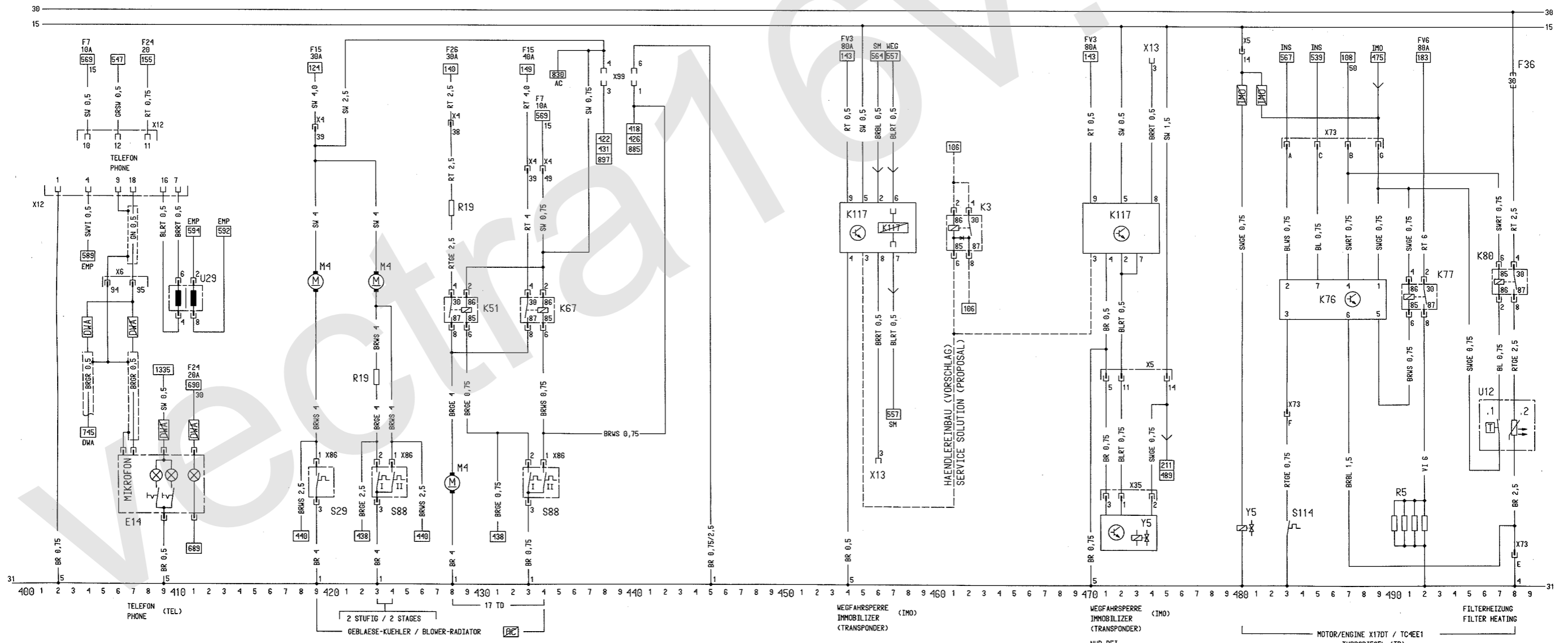
| | | | |
|----|------------------|------------|--|
| R5 | GLUEHSTIFTKERZEN | GLOW PLUGS | |
|----|------------------|------------|--|

| | | | |
|------|---------------------------------------|-----------------------------------|-----|
| S114 | SCHALTER-TEMPERATUR,KUEHLMITTEL,MOTOR | SWITCH-TEMPERATURE,COOLANT,ENGINE | 483 |
|------|---------------------------------------|-----------------------------------|-----|

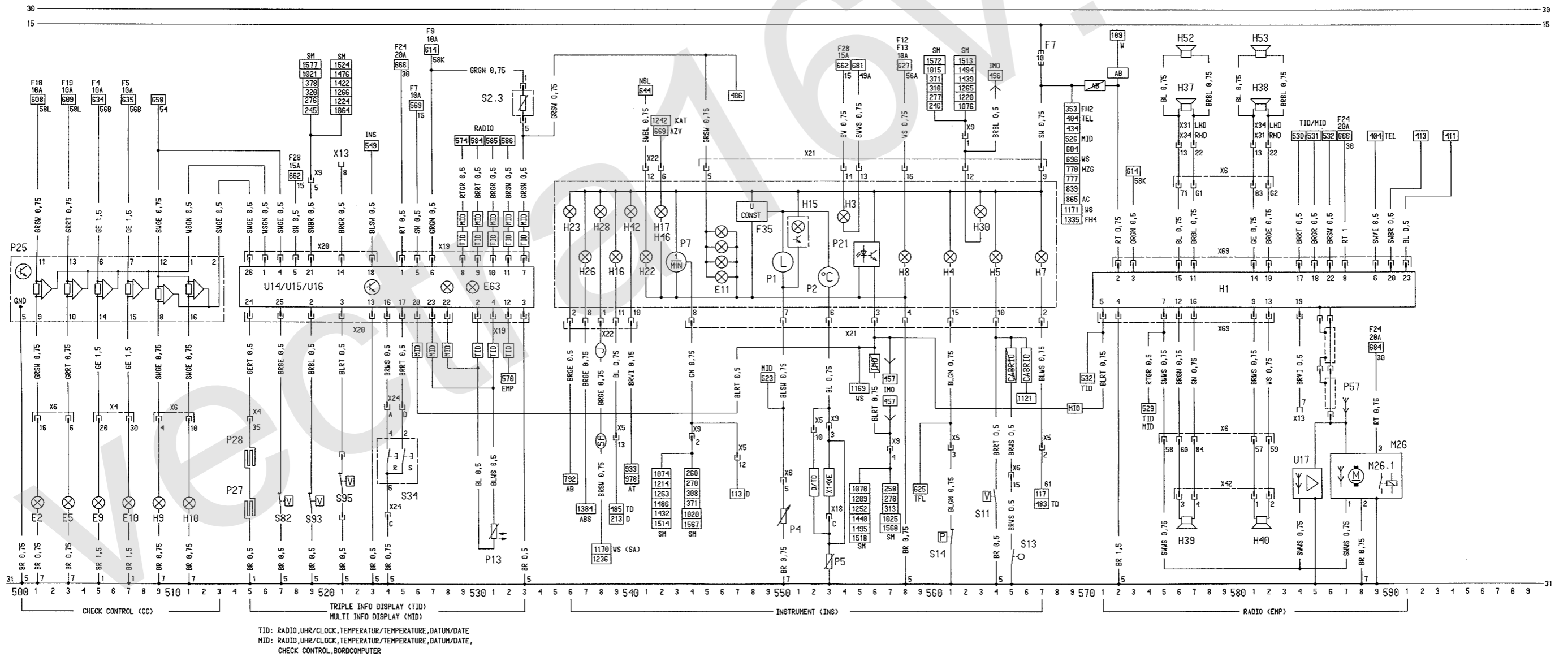
| | | | |
|-------|---------------------|--------------------|---------|
| U12 | FILTERHEIZUNG ZSB | FILTER HEATING ASM | 497,498 |
| U12.1 | SCHALTER-TEMPERATUR | SWITCH-TEMPERATURE | 497 |
| U12.2 | HEIZWIDERSTAND | HEATING RESISTOR | 498 |

| | | | |
|----|-------------------------|---------------------|-----|
| Y5 | MAGNETVENTIL-KRAFTSTOFF | SOLENOID VALVE-FUEL | 480 |
|----|-------------------------|---------------------|-----|

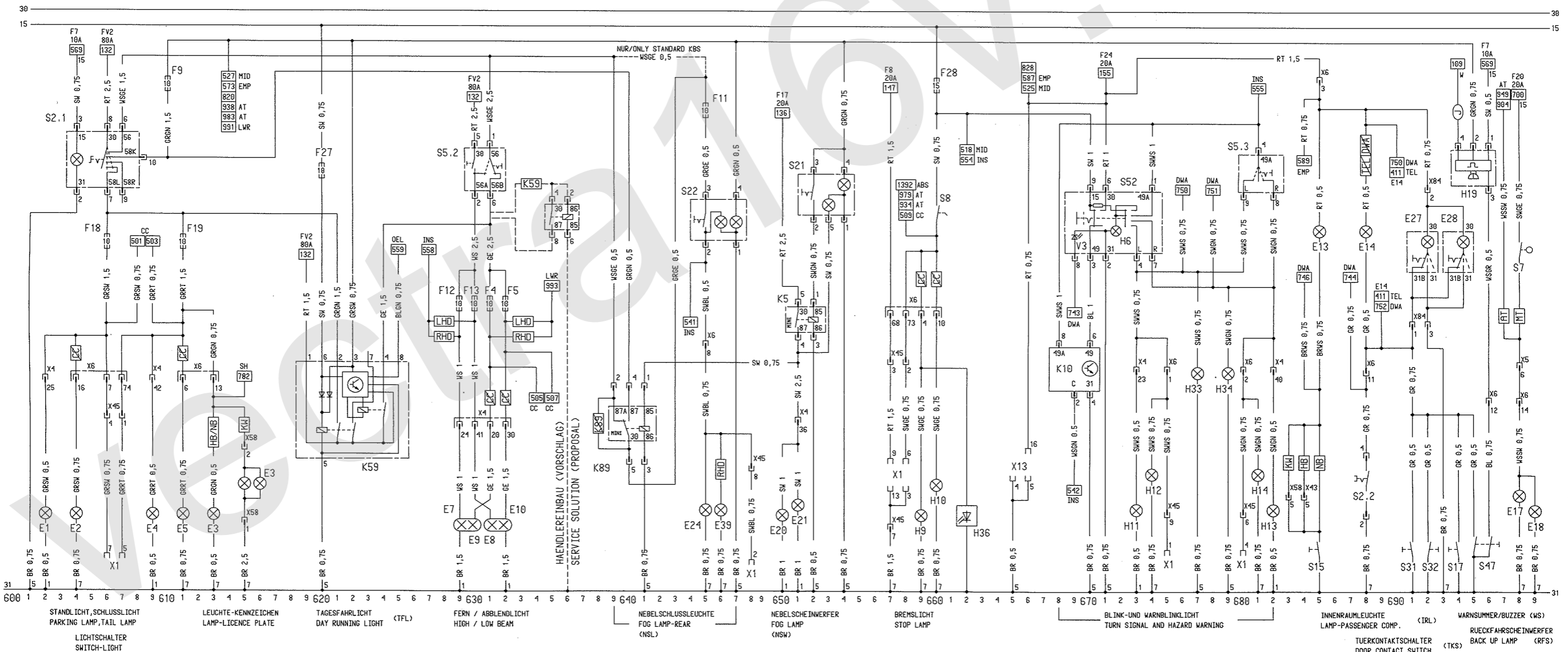
| | | | |
|-----|---|--|----------|
| X5 | INSTRUMENTENTAFEL & MOTOR 6P/11P | INSTRUMENT PANEL & ENGINE 6P/11P | 471..480 |
| X13 | DIAGNOSE 16P | DIAGNOSTIC LINK 16P | 474 |
| X35 | MOTOR & STEUERGERAET-MAGNETVENTIL,KRAFTST. 3P | ENGINE & CONTROL UNIT-SOLENOID VALVE,FUEL 3P | 471..474 |
| X73 | MOTOR & STEUERGERAET-GLUEHZEIT 7P | ENGINE & CONTROL UNIT-GLOW TIME 7P | 483,489 |



| | | | | | | | | | | | |
|------|--|---|--------------|-----|---------------------------------------|---|----------|-------|--|------------------------------------|-----------------|
| E2 | SCHLUSSLICHT-LINKS | TAIL LAMP-LEFT | 581 | E11 | LEUCHTEN- INSTRUMENT | LAMPS- INSTRUMENT | 545..547 | H1 | RADIO | RADIO | 571..591 |
| E5 | SCHLUSSLICHT-RECHTS | TAIL LAMP-RIGHT | 583 | F7 | SICHERUNG | FUSE | 567 | H37 | LAUTSPRECHER-VORN, LINKS | LOUDSPEAKER-FRONT, LEFT | 576,577 |
| E9 | ABBLENDLICHT-LINKS | LOW BEAM-LEFT | 585 | F35 | SPANNUNGSSTABILISATOR | VOLTAGE STABILIZER | 548 | H38 | LAUTSPRECHER-VORN, RECHTS | LOUDSPEAKER-FRONT, RIGHT | 581,582 |
| E10 | ABBLENDLICHT-RECHTS | LOW BEAM-RIGHT | 587 | H3 | KONTROLLEUCHE- BLINKLICHT | TELLTALE-TURN SIGNAL LAMP | 554 | H39 | LAUTSPRECHER-HINTEN, LINKS | LOUDSPEAKER-REAR, LEFT | 576,577 |
| E63 | LEUCHTEN-ANZEIGEGERAET, UHR/TID/MID | LIGHTS-DISPLAY UNIT, CLOCK/TID/MID | 528,530 | H4 | KONTROLLEUCHE-OELDRUCK | TELLTALE-OIL PRESSURE | 561 | H40 | LAUTSPRECHER-HINTEN, RECHTS | LOUDSPEAKER-REAR, RIGHT | 581,582 |
| H9 | BREMSLICHT-LINKS | STOP LAMP-LEFT | 589 | H5 | KONTROLLEUCHE-BREMSYSTEM | TELLTALE-BRAKE SYSTEM | 564 | H52 | HOCHTOENER, VORN, LINKS | TWEETER, FRONT, LEFT | 576,577 |
| H10 | BREMSLICHT-RECHTS | STOP LAMP-RIGHT | 511 | H7 | LADEKONTROLLEUCHE | CHARGING INDICATOR LIGHT | 567 | H53 | HOCHTOENER, VORN, RECHTS | TWEETER, FRONT, RIGHT | 581,582 |
| P13 | GEBER-AUSSENTEMPORATUR | SENSOR-OUTSIDE TEMPERATURE | 531 | H8 | KONTROLLEUCHE-FERNLICHT | TELLTALE-HIGH BEAM | 558 | H26 | MOTOR-ANTENNE, AUTOMATIK | MOTOR-ANTENNA, AUTOMATIC | 587..589 |
| P25 | GEBER-GLUEHLAMPENKONTROLLE | SENSOR-BULB TEST | 500..513 | H15 | KONTROLLEUCHE-KRAFTSTOFF | TELLTALE-FUEL | 551 | H26.1 | RELAIS-MOTOR, ANTENNE | RELAY-MOTOR, ANTENNA | 589 |
| P27 | GEBER-BREMSBELAG, VORN LINKS | SENSOR-BRAKE LINING, FRONT LEFT | 515 | H16 | KONTROLLEUCHE-GLUEHZEIT | TELLTALE-GLOW TIME | 539 | P57 | ANTENNE | ANTENNA | 587 |
| P28 | GEBER-BREMSBELAG, VORN RECHTS | SENSOR-BRAKE LINING, FRONT RIGHT | 515 | H17 | KONTROLLEUCHE-BLINKLICHT, ANHAEGER | TELLTALE-TURN SIGNAL LAMP, TRAILER | 542 | U17 | VERSTAERKER-ANTENNE, DACH | AMPLIFIER-ANTENNA, ROOF | 584,585 |
| S2 | SCHALTER ZSB-LICHT | SWITCH ASM-LIGHT | 533 | H22 | KONTROLLEUCHE-NEBELSCHLUSSLICHT | TELLTALE-FOG LAMP, REAR | 541 | X6 | INSTRUMENTENAFEL & KAROSSERIE, VORN 31P | INSTRUMENT PANEL & BODY, FRONT 31P | 585..582 |
| S2.3 | POTENTIOMETER-INSTRUMENTENBELEUCHUNG | DIMMER-INSTRUMENT LIGHTS | 524 | H23 | KONTROLLEUCHE-AIRBAG | TELLTALE-AIRBAG | 536 | X13 | DIAGNOSE 13P | DIAGNOSTIC LINK 13P | 584 |
| S34 | SCHALTER-MID | SWITCH-MID | 517 | H26 | KONTROLLEUCHE-ABS | TELLTALE-ABS | 537 | X31 | KAROSSERIE, HINTEN & FAHRERTUER 30P | BODY, REAR & DRIVER DOOR 30P | 576,577,581,582 |
| S82 | KONTROLLSCHALTER-RESTMENGE, WASCHFLUESSIGKEIT | CONTROL SWITCH-MINIMUM CAPACITY, WASH FLUID | 519 | H28 | KONTROLLEUCHE-GURTWARNUNG | TELLTALE-SEAT BELT WARNING | 538 | X34 | KAROSSERIE, HINTEN & BEIFAHRERTUER 30P | BODY, REAR & CO-DRIVER DOOR 30P | 576,577,581,582 |
| S93 | KONTROLLSCHALTER-RESTMENGE, KUEHLMITTEL | CONTROL SWITCH-MINIMUM CAPACITY, COOLANT | 517 | H30 | KONTROLLEUCHE-MOTOR | TELLTALE-ENGINE | 563 | X42 | KAROSSERIE, HINTEN & KLAPPE, RUECKWAND 4P (KW) | BODY, REAR & TAIL GATE 4P (KW) | 576..582 |
| S95 | KONTROLLSCHALTER-RESTMENGE, MOTOROEL | CONTROL SWITCH-MINIMUM CAPACITY, ENGINE OIL | 521 | H42 | KONTROLLEUCHE-AUTOMATIKGETRIEBE | TELLTALE-AUTOMATIC TRANSMISSION | 540 | X69 | INSTRUMENTENAFEL & RADIO 26P | INSTRUMENT PANEL & RADIO 26P | 571..591 |
| U14 | ANZEIGEGERAET-UHR | DISPLAY UNIT-CLOCK | 515..533 | H46 | KONTROLLEUCHE-TEMPERATUR, KATALYSATOR | TELLTALE-TEMPERATURE, CONVERTER CATALYTIC | 542 | | | | |
| U15 | ANZEIGEGERAET-TID | DISPLAY UNIT-TID | 515..533 | P1 | KRAFTSTOFFANZEIGE | FUEL INDICATOR | 550 | | | | |
| U16 | ANZEIGEGERAET-MID | DISPLAY UNIT-MID | 515..533 | P2 | TEMPERATURANZEIGE-KUEHLMITTEL, MOTOR | TEMPERATURE INDICATOR-COOLANT, ENGINE | 553 | | | | |
| X4 | INSTRUMENTENAFEL & KAROSSERIE, VORN 31P | INSTRUMENT PANEL & BODY, FRONT 31P | 585..587,515 | P4 | GEBER-KRAFTSTOFF | SENSOR-FUEL | 550 | | | | |
| X6 | INSTRUMENTENAFEL & KAROSSERIE, HINTEN 64P | INSTRUMENT PANEL & BODY, REAR 64P | 501..511 | P5 | GEBER-TEMPERATUR, KUEHLMITTEL, MOTOR | SENSOR-TEMPERATURE, COOLANT, ENGINE | 553 | | | | |
| X9 | INSTRUMENTENAFEL & MOT/MUL/SIM 9P | INSTRUMENT PANEL & MOT/MUL/SIM 9P | 519 | P7 | DREHZAHLMESSE | TACHOMETER | 543 | | | | |
| X13 | DIAGNOSE 13P | DIAGNOSTIC LINK 13P | 521 | P21 | GEBER-WEGSTRECKE | SENSOR-DISTANCE | 555,556 | | | | |
| X19 | INSTRUMENTENAFEL & ANZEIGEGERAET-UHR/TID/MID 12P | INSTRUMENT PANEL & DISPLAY UNIT-CLOCK/TID/MID 12P | 525..533 | S11 | KONTROLLSCHALTER-BREMSFLUESSIGKEIT | CONTROL SWITCH-BRAKE FLUID | 564 | | | | |
| X20 | INSTRUMENTENAFEL & ANZEIGEGERAET-MID 26P | INSTRUMENT PANEL & DISPLAY UNIT-MID 26P | 515..528 | S13 | SCHALTER-HANDBREMSE | SWITCH-PARKING BRAKE | 565 | | | | |
| X24 | INSTRUMENTENAFEL & SCHALTER-MID 4P | INSTRUMENT PANEL & SWITCH-MID 4P | 524,525 | S14 | SCHALTER-OELDRUCK | SWITCH-OIL PRESSURE | 561 | | | | |
| X5 | INSTRUMENTENAFEL & MOTOR 6P/11P | INSTRUMENT PANEL & ENGINE 6P/11P | 539..567 | | | | | | | | |
| X6 | INSTRUMENTENAFEL & KAROSSERIE, HINTEN 64P | INSTRUMENT PANEL & BODY, REAR 64P | 550,565 | | | | | | | | |
| X9 | INSTRUMENTENAFEL & MOT/MUL/SIM 9P | INSTRUMENT PANEL & MOT/MUL/SIM 9P | 541..562 | | | | | | | | |
| X18 | MULTI EC & TEMP. KUEHFLUESSIGKEIT 3P (NUR X14XE) | MULTI EC & TEMP. COOLING FLUID 3P (ONLY X14XE) | 553 | | | | | | | | |
| X21 | INSTRUMENTENAFEL & INSTRUMENT 16P | INSTRUMENT PANEL & INSTRUMENT 16P | 554..567 | | | | | | | | |
| X22 | INSTRUMENTENAFEL & INSTRUMENT 12P | INSTRUMENT PANEL & INSTRUMENT 12P | 536..542 | | | | | | | | |



| | | | | | | | | |
|---|--|---|---|---|--|--|--|--|
| E1 STANDLICHT-LINKS E2 SCHLUSSLICHT-LINKS E3 LEUCHE-KENNZEICHEN E4 STANDLICHT-RECHTS E5 SCHLUSSLICHT-RECHTS E7 FERNLICHT-LINKS E8 FERNLICHT-RECHTS E9 ABBLENDLICHT-LINKS E10 ABBLENDLICHT-RECHTS | PARKING LAMP-LEFT TAIL LAMP-LEFT LAMP-LICENCE PLATE PARKING LAMP-RIGHT TAIL LAMP-RIGHT HIGH BEAM-LEFT HIGH BEAM-RIGHT LOW BEAM-LEFT LOW BEAM-RIGHT | 602 604 615, 616, 613 609 611 629 631 630 632 | E20 NEBELSCHEINWERFER-LINKS E21 NEBELSCHEINWERFER-RECHTS E24 NEBELSCHLUSSLEUCHE-LINKS E39 NEBELSCHLUSSLEUCHE-RECHTS | FOG LAMP-LEFT FOG LAMP-RIGHT FOG LAMP-REAR, LEFT FOG LAMP-REAR, RIGHT | 650 651 645 646 | E13 LEUCHE-HECKRAUM E14 LEUCHE-INNENRAUM E17 RUECKFAHRSCHEINWERFER-LINKS E18 RUECKFAHRSCHEINWERFER-RECHTS E27 LESELEUCHTEN, HINTEN LINKS E28 LESELEUCHTEN, HINTEN RECHTS | LAMP-TRUNK LAMP-PASSENGER COMPARTMENT BACK UP LAMP-LEFT BACK UP LAMP-RIGHT READING LAMPS, REAR LEFT READING LAMPS, REAR RIGHT | 685 688 698 699 691, 692 693, 694 |
| F4, F5, F9, F12 SICHERUNG F13, F18, F19, F27 SICHERUNG | FUSE FUSE | 610, 632 606, 630 | F11, F28 SICHERUNG | FUSE | 645, 660 | H6 KONTROLLEUCHE-WARNBLINKANLAGE H11 BLINKLICHT-VORN LINKS H12 BLINKLICHT-HINTEN LINKS H13 BLINKLICHT-VORN RECHTS H14 BLINKLICHT-HINTEN RECHTS H19 WARNSUMMER-SCHEINWERFER, EINSCHALT-KONTROLLE H33 ZUSATZBLINKLICHT-LINKS H34 ZUSATZBLINKLICHT-RECHTS | TELLTALE-HAZARD WARNING SYSTEM TURN SIGNAL LAMP-FRONT LEFT TURN SIGNAL LAMP-REAR LEFT TURN SIGNAL LAMP-FRONT RIGHT TURN SIGNAL LAMP-REAR RIGHT WARNING BUZZER-HEADLAMPS-ON AUXILIARY TURN SIGNAL LAMP-LEFT AUXILIARY TURN SIGNAL LAMP-RIGHT | 672 673 674 682 681 691, 696 677 679 |
| K59 RELAIS-TAGESFAHRLICHT | RELAY-DAY RUNNING LIGHT | 635, 636 | K5 RELAIS-NEBELSCHEINWERFER K89 RELAIS-NEBELSCHLUSSLEUCHE | RELAY-FOG LAMP RELAY-FOG LAMP, REAR | 651, 652 639, 641 | K10 BLINKGEBER S2 SCHALTER ZSB-LICHT S2.2 SCHALTER-LEUCHE, INNEN S5 SIGNALSCHALTER ZSB S5.3 SCHALTER-BLINKER S7 SCHALTER-RUECKFAHRSCHEINWERFER S15 SCHALTER-LEUCHE, HECKRAUM S17 KONTAKTSCHALTER-BEIFAHRERTUER S31 KONTAKTSCHALTER-TUER, HINTEN LINKS S32 KONTAKTSCHALTER-TUER, HINTEN RECHTS S47 KONTAKTSCHALTER-FAHRERTUER 2P S52 SCHALTER-WARNLICHT | FLASHER UNIT SWITCH ASM-LIGHT SWITCH-LAMP, PASSENGER COMPARTMENT TURN SIGNAL SWITCH ASM SWITCH-TURN SIGNAL SWITCH-BACK UP LAMP SWITCH-LAMP, TRUNK CONTACT SWITCH-CODRIVER DOOR CONTACT SWITCH-DOOR, REAR, LEFT CONTACT SWITCH-DOOR, REAR, RIGHT CONTACT SWITCH-DRIVER DOOR 2P SWITCH-HAZARD WARNING | 668, 670 688 688, 682 698 685 694 691 692 695 669, 674 |
| S2 SCHALTER ZSB-LICHT S2.1 SCHALTER-LICHT S5 SIGNALSCHALTER ZSB S5.2 SCHALTER-ABBLENDLICHT | SWITCH ASM-LIGHT SWITCH-LIGHT TURN SIGNAL SWITCH ASM SWITCH-LOW BEAM | 604, 607 630, 631 | S8 SCHALTER-BREMSLICHT S21 SCHALTER-NEBELSCHEINWERFER S22 SCHALTER-NEBELSCHLUSSLEUCHE | SWITCH-STOP LAMP SWITCH-FOG LAMP SWITCH-FOG LAMP, REAR | 669 652, 654 645, 647 | V3 LEUCHTDIODE-DWA X1 STECKDOSE-ANHAENGER 13P X4 INSTRUMENTENTAFEL & KAROSSERIE, VORN 31P X5 INSTRUMENTENTAFEL & MOTOR 6P/11P X6 INSTRUMENTENTAFEL & KAROSSERIE, HINTEN 6-4P X13 KONTAKTSCHALTER-HECKFAHRERTUER X14 KAROSSERIE, HINTEN & KLASPE, RUECKWAND 5P (HB) X45 KAROSSERIE, HINTEN & STECKDOSE, ANHAENGER 9P X58 KAROSSERIE, HINTEN & KLASPE, RUECKWAND 9P (KW) X84 KAROSSERIE, HINTEN & LESELEUCHTEN, HINTEN 4P | SOCKET-TRAILER 13P SOCKET-TRAILER 13P INSTRUMENT PANEL & BODY, FRONT 31P INSTRUMENT PANEL & BODY, REAR 6-4P CONTACT SWITCH-DRIVER DOOR 2P LIGHT DIODE-ANTI THEFT WARNING UNIT | 669 675, 680 673, 682 698 675, 698 684 675, 680 683 691, 692 |
| X1 STECKDOSE-ANHAENGER 13P X4 INSTRUMENTENTAFEL & KAROSSERIE, VORN 31P X6 INSTRUMENTENTAFEL & KAROSSERIE, HINTEN 6-4P X45 KAROSSERIE, HINTEN & STECKDOSE-ANHAENGER 9P X58 KAROSSERIE, HINTEN & KLASPE-RUECKWAND 9P (KW) | SOCKET-TRAILER 13P INSTRUMENT PANEL & BODY, FRONT 31P INSTRUMENT PANEL & BODY, REAR 6-4P BODY, REAR & SOCKET-TRAILER 9P BODY, REAR & TAIL GATE 9P (KW) | 606, 607 602, 632 604, 613 606, 607 615 | X1 STECKDOSE-ANHAENGER 13P X4 INSTRUMENTENTAFEL & KAROSSERIE, VORN 31P X6 INSTRUMENTENTAFEL & KAROSSERIE, HINTEN 6-4P X13 DIAGNOSE 16P X45 KAROSSERIE, HINTEN & STECKDOSE, ANHAENGER 9P | SOCKET-TRAILER 13P INSTRUMENT PANEL & BODY, FRONT 31P INSTRUMENT PANEL & BODY, REAR 6-4P DIAGNOSTIC LINK 16P BODY, REAR & SOCKET-TRAILER 9P | 648, 657, 658 651 654, 657, 660 665, 666 648, 657, 658 | X13 KONTAKTSCHALTER-HECKFAHRERTUER X14 KAROSSERIE, HINTEN & KLASPE, RUECKWAND 5P (HB) X45 KAROSSERIE, HINTEN & STECKDOSE, ANHAENGER 9P X58 KAROSSERIE, HINTEN & KLASPE, RUECKWAND 9P (KW) X84 KAROSSERIE, HINTEN & LESELEUCHTEN, HINTEN 4P | CONTACT SWITCH-DRIVER DOOR 2P SOCKET-TRAILER 13P INSTRUMENT PANEL & BODY, FRONT 31P INSTRUMENT PANEL & BODY, REAR 6-4P BODY, REAR & TAIL GATE 5P (HB) BODY, REAR & SOCKET, TRAILER 9P BODY, REAR & TAIL GATE 9P (KW) BODY, REAR & READING LAMPS, REAR 4P | 669 675, 680 673, 682 698 675, 698 684 675, 680 683 691, 692 |



- STANDLICHT, SCHLUSSLICHT
PARKING LAMP, TAIL LAMP
- LEUCHE-KENNZEICHEN
LAMP-LICENCE PLATE
- TAGESFAHRLICHT (TFL)
DAY RUNNING LIGHT
- FERN / ABBLENDLICHT
HIGH / LOW BEAM
- NEBELSCHLUSSLEUCHE (NSL)
FOG LAMP-REAR
- NEBELSCHEINWERFER (NSW)
FOG LAMP
- BREMSLICHT
STOP LAMP
- BLINK- UND WARNBLINKLICHT
TURN SIGNAL AND HAZARD WARNING
- INNENRAUMLEUCHE (IRL)
LAMP-PASSENGER COMP.
- WARNSUMMER/BUZZER (WS)
RUECKFAHRSCHEINWERFER
BACK UP LAMP (RFS)
- TUERKONTAKTSCHALTER (TKS)
DOOR CONTACT SWITCH

F20 SICHERUNG

FUSE

701

E14 LEUCHTE-INNENRAUM
E19 HECKSCHEIBE-HEIZBAR

LAMP PASSENGER COMPARTMENT
BACK WINDOW-HEATED

750..752
761

E15 LEUCHTE-HANDSCHUHFACH
E16 LEUCHTE-ZIGARETTENANZUENDER
E25 SITZHEIZUNG-FAHRER
E30 SITZHEIZUNG-BEIFAHRER

LAMP- GLOVE BOX
LAMP-CIGARETTE LIGHTER
SEAT HEATING-DRIVER
SEAT HEATING-CODRIVER

777
776
780
784

K37 STEUERGERAET-ZENTRALVERRIEGELUNG

CONTROL UNIT-CENTRAL LOCKING

705

F20 SICHERUNG

FUSE

754

K31 STEUERGERAET-AIRBAG

CONTROL UNIT-AIRBAG

792..798

M18 MOTOR-ZENTRALVERRIEGELUNG,FAHRERTUER
M19 MOTOR-ZENTRALVERRIEGELUNG,TUER,HINTEN,LINKS
M20 MOTOR-ZENTRALVERRIEGELUNG,TUER,HINTEN,RECHTS
M32 MOTOR-ZENTRALVERRIEGELUNG,BEIFAHRERTUER
M41 MOTOR-ZENTRALVERRIEGELUNG,TANKKLAPPE
M60 MOTOR-ZENTRALVERRIEGELUNG,HECKRAUMDECKEL
BZW. RUECKWANDKLAPPE

MOTOR-CENTRAL LOCKING,DRIVER DOOR
MOTOR-CENTRAL LOCKING,DOOR,REAR,LEFT
MOTOR-CENTRAL LOCKING,DOOR,REAR,RIGHT
MOTOR-CENTRAL LOCKING,COODRIVER DOOR
MOTOR-CENTRAL LOCKING,FLAP,FUEL FILLER
MOTOR-CENTRAL LOCKING,LID-TRUNK
RESP. TAIL GATE

706..709
717..719
721..723
717..720
725,726
726..728

H24 SIRENE-DIEBSTAHLWARNANLAGE
H47 SIGNALHORN-DIEBSTAHLWARNANLAGE

SIREN-ANTI THEFT WARNING UNIT
TRUMPET HORN-ANTI THEFT WARNING UNIT

753,754
749

S30 SCHALTER-SITZHEIZUNG,FAHRER
S35 SCHALTER-SITZHEIZUNG,BEIFAHRER
S64 SCHALTER-SIGNALHORN

SWITCH-SEAT HEATING,DRIVER
SWITCH-SEAT HEATING,COODRIVER
SWITCH-SIGNAL HORN

780
784
789

S41 SCHALTER-DIEBSTAHLSICHERUNG,FAHRERTUER
S42 SCHALTER-ZENTRALVERRIEGELUNG,BEIFAHRERTUER

SWITCH-BURGLARY LOCKING,DRIVER DOOR
SWITCH-CENTRAL LOCKING,COODRIVER DOOR

702..704
714

K1 RELAIS-HECKSCHEIBE,HEIZBAR
K94 STEUERGERAET-DIEBSTAHLWARNANLAGE

RELAY-BACK WINDOW,HEATED
CONTROL UNIT-ANTI THEFT WARNING UNIT

761,762
738..751

R3 ZIGARETTENANZUENDER

CIGARETTE LIGHTER

775

X5 INSTRUMENTENAFEL & MOTOR 6P/11P
X6 INSTRUMENTENAFEL & KAROSSERIE,HINTEN 64P
X31 KAROSSERIE,HINTEN & FAHRERTUER 30P
X33 KAROSSERIE,HINTEN & TUER,HINTEN,LINKS 3P
X34 KAROSSERIE,HINTEN & BEIFAHRERTUER 30P
X36 KAROSSERIE,HINTEN & TUER,HINTEN,RECHTS 3P
X44 KAROSSERIE,HINTEN & DECKEL,HECKRAUM 4P (NB)
X58 KAROSSERIE,HINTEN & KLAPPE,RUECKWAND 9P (KW)
X60 KAROSSERIE,HINTEN & KLAPPE,RUECKWAND 4P (HB)

INSTRUMENT PANEL & ENGINE 6P/11P
INSTRUMENT PANEL & BODY,REAR 64P
BODY,REAR & DRIVER DOOR 30P
BODY,REAR & DOOR,REAR,LEFT 3P
BODY,REAR & COODRIVER DOOR 30P
BODY,REAR & DOOR,REAR,RIGHT 3P
BODY,REAR & LID-TRUNK 4P (NB)
BODY,REAR & TAIL GATE 9P (KW)
BODY,REAR & TAIL GATE 4P (HB)

700
703,714
703..709
717..719
714..720
721..723
726..728
726..728
726..728

S3 SCHALTER-GEBLAESE,HEIZUNG & HECKSCHEIBE,HEIZBAR
S120 SCHALTER-MOTORHAUBE
S127 SCHALTER-SCHLOSS,DECKEL,HECKRAUM
BZW. Klappe-RUECKWAND

SWITCH-BLOWER,HEATING & BACK WINDOW,HEATED
SWITCH-HOOD,ENGINE COMPARTMENT
SWITCH-LOCK,LID,TRUNK RESP.TAIL GATE

765..770
739
733

U20 KONTAKTEINHEIT ZSB

CONTACT UNIT ASH

789..794

U21 AIRBAGEINHEIT ZSB-FAHRER
U21.1 ZUENDPILLE-AIRBAG,FAHRER
U22 AIRBAGEINHEIT ZSB-BEIFAHRER
U22.1 ZUENDPILLE-AIRBAG,BEIFAHRER

AIRBAG UNIT ASH-DRIVER
SQUIB-AIRBAG,DRIVER
AIRBAG UNIT ASH-CODRIVER
SQUIB-AIRBAG,COODRIVER

792..794
792..794
796..798
796..798

X6 INSTRUMENTENAFEL & KAROSSERIE,HINTEN 64P
X13 DIAGNOSE 16P
X23 KAROSSERIE-HINTEN & INNENRAUMLEUCHTE 4P
X43 KAROSSERIE-HINTEN & KLAPPE,RUECKWAND 5P (HB)
X44 KAROSSERIE-HINTEN & DECKEL,HECKRAUM 4P (NB)
X58 KAROSSERIE-HINTEN & KLAPPE,RUECKWAND 9P (KW)
X60 KAROSSERIE-HINTEN & KLAPPE,RUECKWAND 4P (HB)

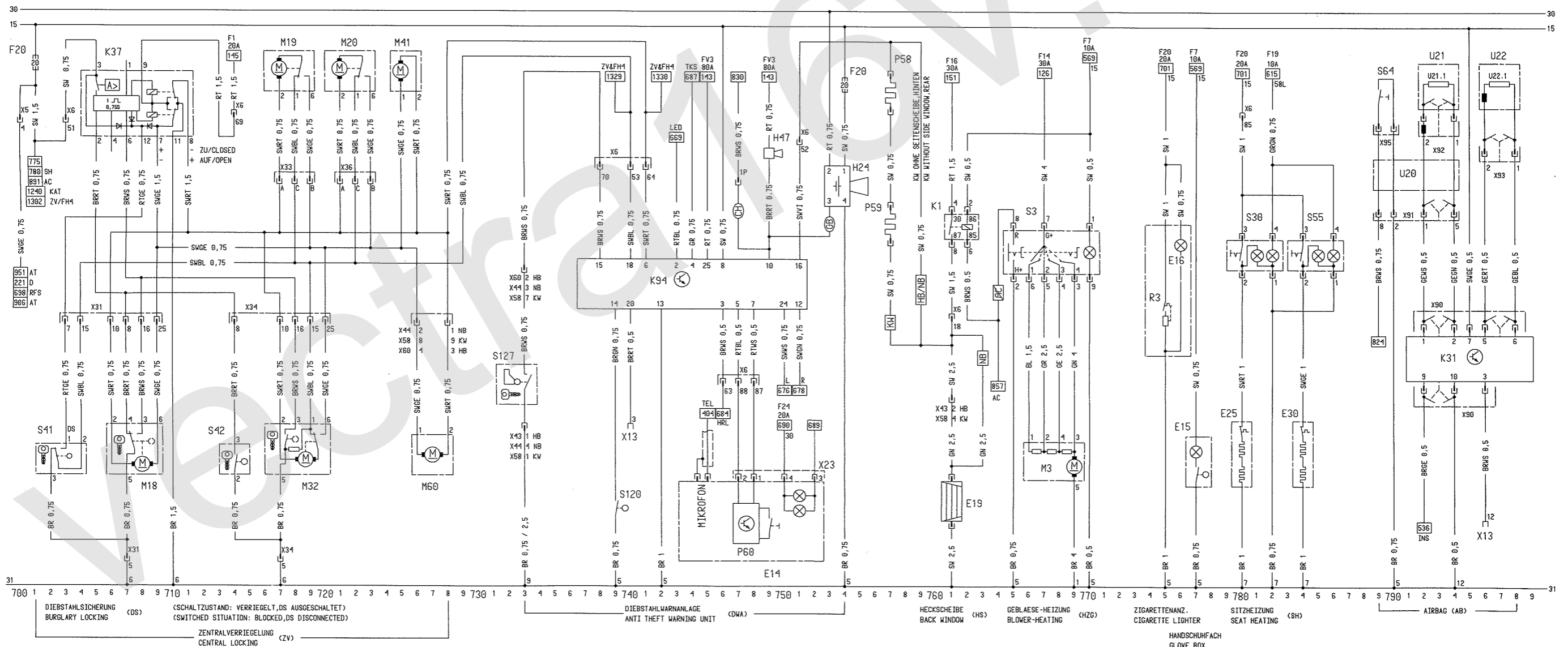
INSTRUMENT PANEL & BODY,REAR 64P
DIAGNOSTIC LINK 16P
BODY-REAR & PASSENGER COMPARTMENT 4P
BODY-REAR & TAIL GATE 5P (HB)
BODY-REAR & LID-TRUNK 4P (NB)
BODY-REAR & TAIL GATE 9P (KW)
BODY-REAR & TAIL GATE 4P (HB)

738..761
740
747..752
761
733
733,761
733

X6 INSTRUMENTENAFEL & KAROSSERIE,HINTEN 64P
X13 DIAGNOSE 16P
X90 INSTRUMENTENAFEL & STEUERGERAET-AIRBAG 26P
X91 INSTRUMENTENAFEL & KONTAKTEINHEIT 8P
X92 KONTAKTEINHEIT & AIRBAGEINHEIT,FAHRER 2P
X93 KONTAKTEINHEIT & AIRBAGEINHEIT,BEIFAHRER 2P
X95 KONTAKTEINHEIT & SCHALTER-SIGNALHORN 2P

INSTRUMENT PANEL & BODY,REAR 64P
DIAGNOSTIC LINK 16P
INSTRUMENT PANEL & CONTROL UNIT-AIRBAG 26P
INSTRUMENT PANEL & CONTACT UNIT 8P
CONTACT UNIT & AIRBAG UNIT,DRIVER 2P
CONTACT UNIT & AIRBAG UNIT,COODRIVER 2P
CONTACT-UNIT & SWITCH-SIGNAL HORN 2P

780
796
792..798
789..794
792..794
796..798
789,790



F3 SICHERUNG

FUSE

826

H2 SIGNALHORN
H18 FANFARE
H48 FANFARE

SIGNAL HORN
TRUMPET HORN
TRUMPET HORN

828
832
834

K8 RELAIS-INTERVALL, WISCHER FRONTSCHIEBE
K18 RELAIS-SIGNALHORN (NUR BEI AIRBAG)
K30 RELAIS-INTERVALL, WISCHER HECKSCHIEBE
K63 RELAIS-FANFARE
K97 ZEITRELAIS-WASCHERPUMPE, SCHEINWERFER

RELAY-INTERVAL, WIPER WINDSHIELD
RELAY-SIGNAL HORN (ONLY WITH AIRBAG)
RELAY-INTERVAL, WIPER BACK WINDOW
RELAY-TRUMPET HORN
RELAY-TIME DELAY, WASHERPUMP, HEADLAMPS

803..806
824,825
813..815
831,832
820..822

M2 MOTOR-WISCHER, FRONTSCHIEBE
M8 MOTOR-WISCHER, HECKSCHIEBE
M24 PUMPE-WASCHER, SCHEINWERFER
M55 PUMPE-WASCHER, FRONT UND HECKSCHIEBE

MOTOR-WIPER, WINDSHIELD
MOTOR-WIPER, BACK WINDOW
PUMP-WASHER, HEADLAMPS
PUMP-WASHER, WINDSHIELD AND BACK WINDOW

801..804
811..813
822
817

S9 SCHALTER ZSB-WISCHERANLAGE
S9.2 SCHALTER-WISCHER, FRONTSCHIEBE, INTERVALL
S9.5 SCHALTER-WISCHER, HECKSCHIEBE UND WASCHERANLAGE
S64 SCHALTER-SIGNALHORN / FANFARE

SWITCH ASM-WIPER UNIT
SWITCH-WIPER, WINDSHIELD, INTERVAL
SWITCH-WIPER, BACK WINDOW AND WASHER UNIT
SWITCH-SIGNAL HORN / TRUMPET HORN

801..804
814..816
828

X4 INSTRUMENTENAFEL & KAROSSERIE, VORN 31P
X6 INSTRUMENTENAFEL & KAROSSERIE, HINTEN 64P
X43 KAROSSERIE, HINTEN & KLAPPE, RUECKWAND 5P (HB)
X58 KAROSSERIE, HINTEN & KLAPPE, RUECKWAND 9P (KW)

INSTRUMENT PANEL & BODY, FRONT 31P
INSTRUMENT PANEL & BODY, REAR 64P
BODY, REAR & TAIL GATE 5P (HB)
BODY, REAR & TAIL GATE 9P (KW)

828
813,826
811,812
811,812

F54. SICHERUNG

FUSE

866

H25 KONTROLLEUCHTE-SPIEGEL, HEIZBAR
K6 RELAIS-KLIMAAANLAGE
K35 ZEITRELAIS-AUSSENSPIEGEL, HEIZBAR

TELLTALE-MIRROR, HEATED
RELAY-AIR CONDITIONING
RELAY-TIME DELAY, OUTSIDE MIRROR, HEATED

842
852,853
847..849

M10 MOTOR-GEBLAESE, KLIMAAANLAGE
M30 AUSSENSPIEGEL-FAHRERSEITE
M31 AUSSENSPIEGEL-BEIFAHRERSEITE

MOTOR-BLOWER, AIR CONDITIONING
OUTSIDE MIRROR-DRIVER SIDE
OUTSIDE MIRROR-CO-DRIVER SIDE

858..861
838..841
844..841

S20 SCHALTER ZSB-DRUCK
S20.1 SCHALTER-KOMPRESSOR, NIEDERDRUCK
S20.2 SCHALTER-KOMPRESSOR, HOCHDRUCK
S24 SCHALTER-GEBLAESE, KLIMAAANLAGE
S68 SCHALTER ZSB-AUSSENSPIEGEL
S68.1 SCHALTER-AUSSENSPIEGEL-INSTELLUNG
S68.2 SCHALTER-AUSSENSPIEGEL, HEIZUNG
S68.3 SCHALTER-AUSSENSPIEGEL, LINKS/RECHTS
S101 SCHALTER-KOMPRESSOR

SWITCH ASM-PRESSURE
SWITCH-KOMPRESSOR, LOW PRESSURE
SWITCH-KOMPRESSOR, HIGH PRESSURE
SWITCH-BLOWER, AIR CONDITIONING
SWITCH ASM-OUTSIDE MIRROR
SWITCH-OUTSIDE MIRROR ADJUSTMENT
SWITCH-OUTSIDE MIRROR, HEATING
SWITCH-OUTSIDE MIRROR, LEFT/RIGHT
SWITCH-KOMPRESSOR

866
866
866
875..862
836..841
836..841
836..841
865,866

X6 INSTRUMENTENAFEL & KAROSSERIE, HINTEN 64P
X31 KAROSSERIE, HINTEN & FAHRERTUER 30P
X34 KAROSSERIE, HINTEN & BEIFAHRERTUER 30P
X51 FAHRERTUER & AUSSENSPIEGEL 6P
X52 BEIFAHRERTUER & AUSSENSPIEGEL 6P
X72 FAHRERTUER & SCHALTER-SPIEGEL 9P

INSTRUMENT PANEL & BODY, REAR 64P
BODY, REAR & DRIVER DOOR 30P
BODY, REAR & CO-DRIVER DOOR 30P
DRIVER DOOR & OUTSIDE MIRROR 6P
CO-DRIVER DOOR & OUTSIDE MIRROR 6P
DRIVER DOOR & SWITCH-OUTSIDE MIRROR 9P

839..847
836..846
843..847
838..841
844..847
836..843

K26 RELAIS-GEBLAESE, KUEHLER
K51 RELAIS-GEBLAESE, KUEHLER
K52 RELAIS-GEBLAESE, KUEHLER
K60 RELAIS-KOMPRESSOR, AC
K67 RELAIS-GEBLAESE, KUEHLER

RELAY-BLOWER, RADIATOR
RELAY-BLOWER, RADIATOR
RELAY-BLOWER, RADIATOR
RELAY-KOMPRESSOR, AC
RELAY-BLOWER, RADIATOR

882..884
887,888
893..895
878,879
898,899

M4 MOTOR-GEBLAESE, KUEHLER
M11 MOTOR-GEBLAESE, KUEHLER

MOTOR-BLOWER, RADIATOR
MOTOR-BLOWER, RADIATOR

895
884

S20 SCHALTER ZSB-DRUCK
S20.3 SCHALTER-KOMPRESSOR, HOCHDRUCK
S29 SCHALTER-TEMPERATUR, KUEHLMITTEL
S109 DRUCKSCHALTER-DREHZAHLANHEBUNG
S128 SCHALTER-TEMP., KUEHLMITTEL (GEBL. KOMP.)

SWITCH ASM-PRESSURE
SWITCH-KOMPRESSOR, HIGH PRESSURE
SWITCH-TEMPERATURE, COOLANT
PRESSURE SWITCH-REVOLUTION ACCELERATION
SWITCH-TEMP., COOLANT (BLOWER COMP.)

893
893
888
870
898,899

V8 DIODE-KOMPRESSOR
Y1 KUPPLUNG-KOMPRESSOR, KLIMAAANLAGE

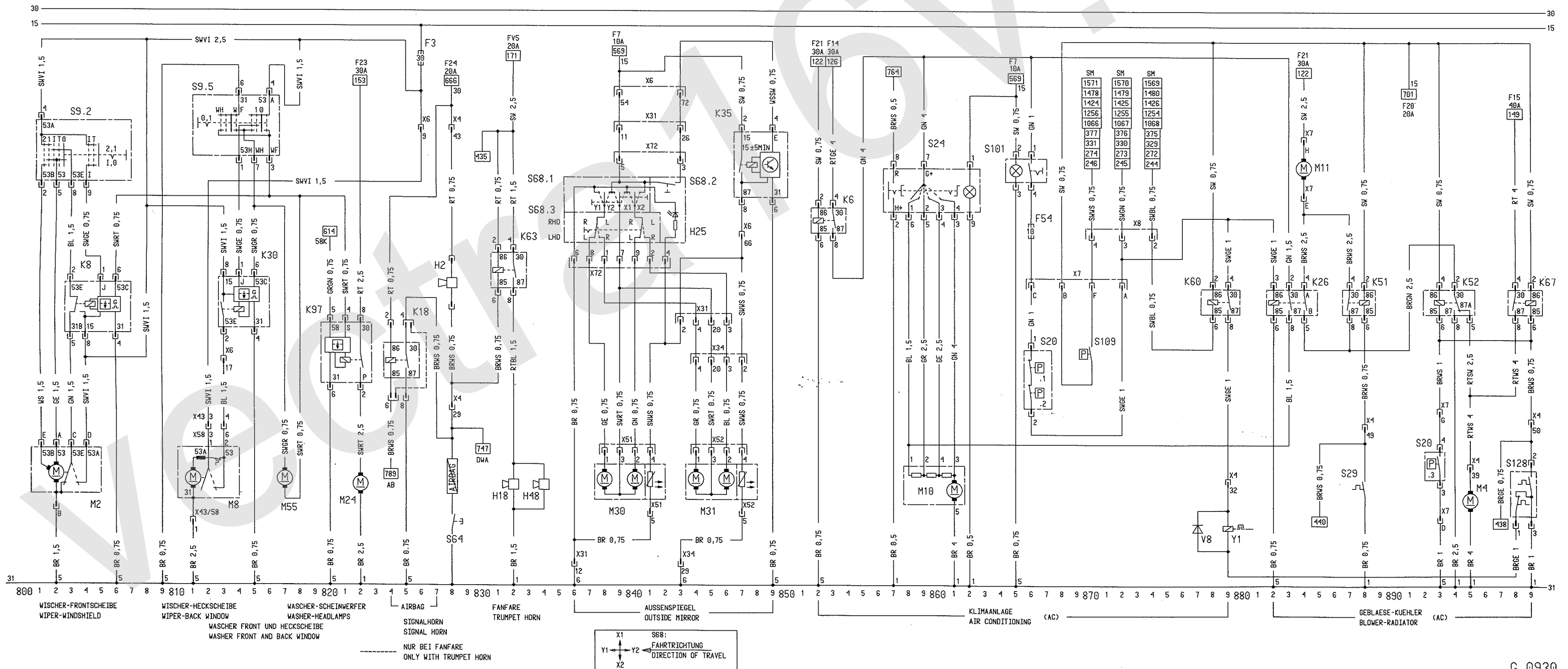
DIODE-KOMPRESSOR
CLUTCH-KOMPRESSOR, AIR CONDITIONING

877
879

X4 INSTRUMENTENAFEL & KAROSSERIE, VORN 31P
X7 INSTRUMENTENAFEL & KLIMAAANLAGE 8P
X8 INSTRUMENTENAFEL & MUL/MOT/SIM 4P

INSTRUMENT PANEL & BODY, FRONT 31P
INSTRUMENT PANEL & AIR CONDITIONING 8P
INSTRUMENT PANEL & MUL/MOT/SIM 4P

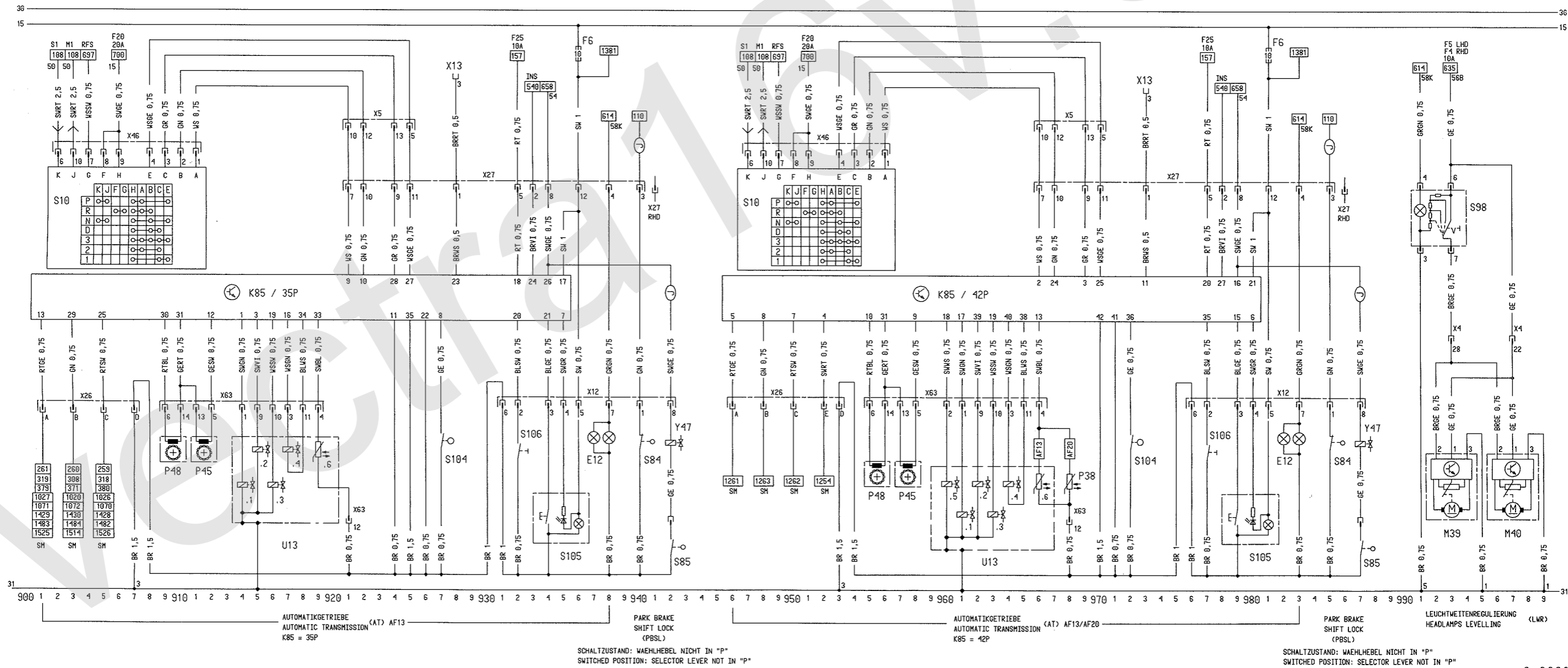
879..899
866..893
870..874



| | | | |
|-------|--|---|----------|
| K85 | STEUERGERAET-AUTOMATIKGETRIEBE (35P) | CONTROL UNIT-AUTOMATIC TRANSMISSION (35P) | 981..935 |
| P45 | GEBER-DREHZAHL,GETRIEBEEINGANG | SENSOR-REVOLUTION,TRANSMISSION INPUT | 911,912 |
| P48 | GEBER-DREHZAHL,GETRIEBEAUSGANG | SENSOR-REVOLUTION,TRANSMISSION OUTPUT | 909,910 |
| S10 | SCHALTER-GETRIEBE,AUTOMATISCH | SWITCH-TRANSMISSION,AUTOMATIC | 982..911 |
| S84 | SCHALTER-PBSL,ENTRIEGELUNG,WAELHHEBEL | SWITCH-PBSL,UNLOCK,SELECTOR LEVEL | 940 |
| S85 | SCHALTER-PBSL,PARKSTELLUNG | SWITCH-PBSL,PARKING POSITION | 942 |
| S104 | SCHALTER-KICK DOWN | SWITCH-KICK DOWN | 927 |
| S105 | SCHALTER-ANFAHRHILFE | SWITCH-START UP ASSISTANCE | 934..936 |
| S106 | SCHALTER-PROGRAMM,NORMAL/SPORTLICH | SWITCH-PROGRAM,ECONOMY/POWER | 932 |
| U13 | VENTILKOEPPER ZSB | VALVE BODY ASM | 914..918 |
| U13.1 | MAGNETVENTIL-2/3 SCHALTUNG | SOLENOID VALVE-2/3 SHIFT | 914 |
| U13.2 | MAGNETVENTIL-1/2-3/4 SCHALTUNG | SOLENOID VALVE-1/2-3/4 SHIFT | 915 |
| U13.3 | MAGNETVENTIL-WANDLERKUPPLUNG | SOLENOID VALVE-CONVERTER CLUTCH | 916 |
| U13.4 | MAGNETVENTIL-HYDRAULISCHER DRUCKREGLER | SOLENOID VALVE-HYDRAULIC PRESSURE CONTROL | 917 |
| U13.6 | GEBER-TEMPERATUR,GETRIEBEOEL | SENSOR-TEMPERATURE,TRANSMISSION OIL | 919 |
| Y47 | HUBMAGNET-PBSL | LIFTING MAGNET-PBSL | 942 |
| X5 | INSTRUMENTAFEL & MOTOR GP/11P | INSTRUMENT PANEL & ENGINE GP/11P | 921..925 |
| X12 | AUTOMATIKGETRIEBE & WAELHETAETIGUNG 9P | AUTOMATIC TRANSM. & SELECTOR CONTROL 9P | 931..942 |
| X13 | DIAGNOSE 16P | DIAGNOSTIC LINK 16P | 928 |
| X26 | MUL/MOT & AUTOMATIKGETRIEBE 4P | MUL/MOT & AUTOMATIC TRANSMISSION 4P | 981..987 |
| X27 | INSTRUMENTAFEL & AUTOMATIKGETRIEBE 12P | INSTRUMENT PANEL & AUTOMATIC TRANSMISSION 12P | 921..942 |
| X46 | MOTOR & SCHALTER-AUTOMATIKGETRIEBE 10P | ENGINE & SWITCH-AT 10P | 982..911 |
| X63 | AUTOMATIKGETRIEBE & MAGNETVENTILE 12P | AUTOMATIC TRANSMISSION & SOLENOID VALVES 12P | 909..921 |
| | | | 920 |

| | | | |
|-------|--|---|----------|
| E12 | LEUCHE-WAELHHEBEL | LAMP-SELECTOR LEVER | 937,938 |
| F6 | SICHERUNG | FUSE | 936 |
| K85 | STEUERGERAET-AUTOMATIKGETRIEBE (42P) | CONTROL UNIT-AUTOMATIC TRANSMISSION (42P) | 946..980 |
| P38 | GEBER-TEMPERATUR,GETRIEBEOEL | SENSOR-TEMPERATURE,TRANSMISSION OIL | 968 |
| P45 | GEBER-DREHZAHL,GETRIEBEEINGANG | SENSOR-REVOLUTION,TRANSMISSION INPUT | 957,958 |
| P48 | GEBER-DREHZAHL,GETRIEBEAUSGANG | SENSOR-REVOLUTION,TRANSMISSION OUTPUT | 955,956 |
| S10 | SCHALTER-GETRIEBE,AUTOMATISCH | SWITCH-TRANSMISSION,AUTOMATIC | 947..956 |
| U13 | VENTILKOEPPER ZSB | VALVE BODY ASM | 960..966 |
| U13.1 | MAGNETVENTIL-2/3 SCHALTUNG | SOLENOID VALVE-2/3 SHIFT | 961 |
| U13.2 | MAGNETVENTIL-1/2-3/4 SCHALTUNG | SOLENOID VALVE-1/2-3/4 SHIFT | 962 |
| U13.3 | MAGNETVENTIL-WANDLERKUPPLUNG | SOLENOID VALVE-CONVERTER CLUTCH | 963 |
| U13.4 | MAGNETVENTIL-HYDRAULISCHER DRUCKREGLER | SOLENOID VALVE-HYDRAULIC PRESSURE CONTROL | 964 |
| U13.5 | MAGNETVENTIL-NEUTRALSCHALTUNG | SOLENOID VALVE-NEUTRAL CONTROL | 960 |
| U13.6 | GEBER-TEMPERATUR,GETRIEBEOEL | SENSOR-TEMPERATURE,TRANSMISSION OIL | 966 |
| X5 | INSTRUMENTAFEL & MOTOR GP/11P | INSTRUMENT PANEL & ENGINE GP/11P | 966..970 |
| X26 | SIMTEC & AUTOMATIKGETRIEBE 5P | SIMTEC & AUTOMATIC TRANSMISSION 5P | 946..953 |
| X27 | INSTRUMENTAFEL & AUTOMATIKGETRIEBE 12P | INSTRUMENT PANEL & AUTOMATIC TRANSMISSION 12P | 966..986 |
| X46 | MOTOR & SCHALTER-AUTOMATIKGETRIEBE 10P | ENGINE & SWITCH-AT 10P | 947..956 |
| X63 | AUTOMATIKGETRIEBE & MAGNETVENTILE 12P | AUTOMATIC TRANSMISSION & SOLENOID VALVES 12P | 955..968 |

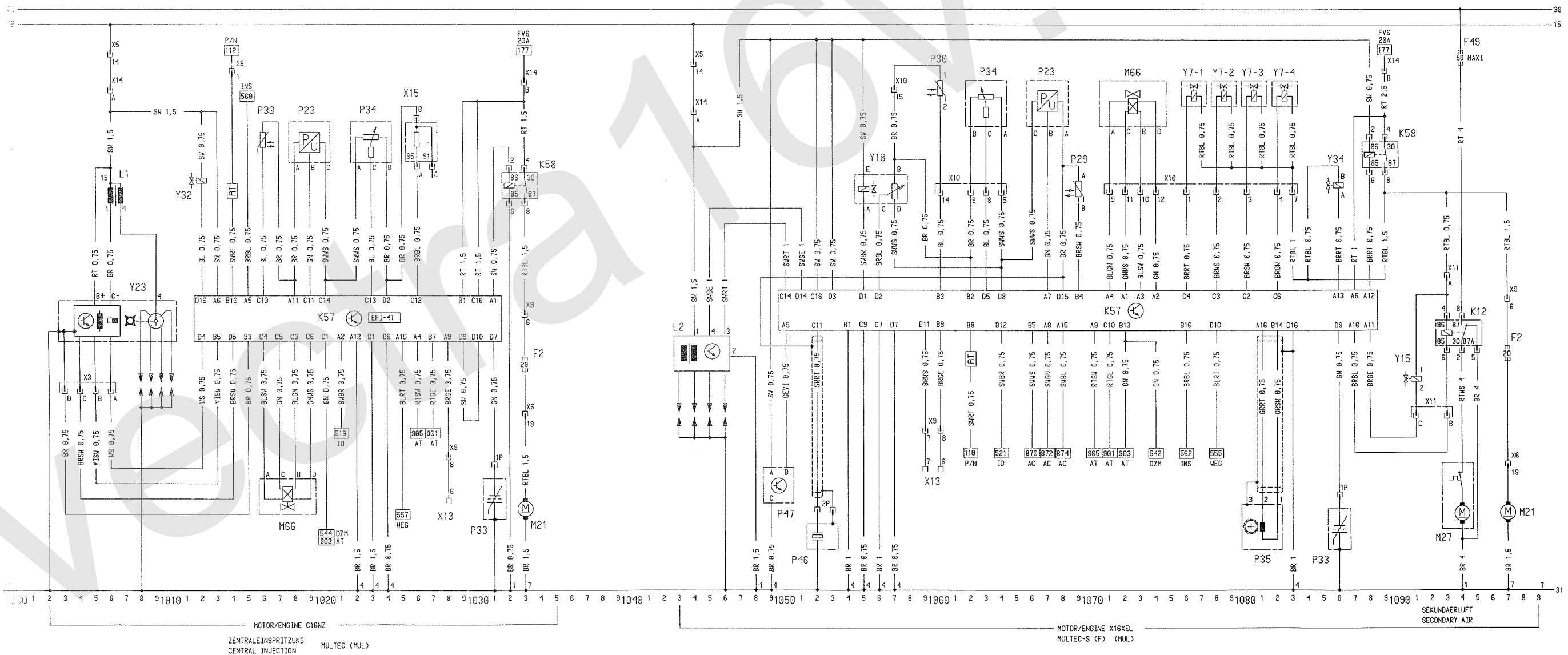
| | | | |
|------|--|---|----------|
| E12 | LEUCHE-WAELHHEBEL | LAMP-SELECTOR LEVER | 982,983 |
| F6 | SICHERUNG | FUSE | 981 |
| M39 | MOTOR-LEUCHTWEITENREGULIERUNG,LINKS | MOTOR-HEADLAMP LEVELLING,LEFT | 992..994 |
| M40 | MOTOR-LEUCHTWEITENREGULIERUNG,RECHTS | MOTOR-HEADLAMP LEVELLING,RIGHT | 996..998 |
| S84 | SCHALTER-PBSL,ENTRIEGELUNG,WAELHHEBEL | SWITCH-PBSL,UNLOCK,SELECTOR LEVEL | 985 |
| S85 | SCHALTER-PBSL,PARKSTELLUNG | SWITCH-PBSL,PARKING POSITION | 987 |
| S98 | SCHALTER-LEUCHTWEITENREGULIERUNG | SWITCH-HEADLAMPS LEVELLING | 991..993 |
| S104 | SCHALTER-KICK DOWN | SWITCH-KICK DOWN | 972 |
| S105 | SCHALTER-ANFAHRHILFE | SWITCH-START UP ASSISTANCE | 979 |
| S106 | SCHALTER-PROGRAMM,NORMAL/SPORTLICH | SWITCH-PROGRAM,ECONOMY/POWER | 977 |
| Y47 | HUBMAGNET-PBSL | LIFTING MAGNET-PBSL | 987 |
| X4 | INSTRUMENTAFEL & KAROSSERIE,VORN 31P | INSTRUMENT PANEL & BODY,FRONT 31P | 993,997 |
| X12 | AUTOMATIKGETRIEBE & WAELHETAETIGUNG 9P | AUTOMATIC TRANSM. & SELECTOR CONTROL 9P | 976..987 |
| X13 | DIAGNOSE 16P | DIAGNOSTIC LINK 16P | 973 |
| X27 | INSTRUMENTAFEL & AUTOMATIKGETRIEBE 12P | INSTRUMENT PANEL & AUTOMATIC TRANSMISSION 12P | 966..986 |



| | | | |
|-----|--|--|------------|
| F2 | SICHERUNG | FUSE | 1033 |
| K57 | STEUERGERAET-MULTEC | CONTROL UNIT-MULTEC | 1012..1031 |
| K58 | RELAIS-PUMPE,KRAFTSTOFF | RELAY-PUMP,FUEL | 1032,1033 |
| L1 | ZUENDSPULE | IGNITION COIL | 1006 |
| M21 | PUMPE-KRAFTSTOFF | PUMP-FUEL | 1033 |
| M66 | STELLMOTOR-LEERLAUF | STEPPER MOTOR-IDLE SPEED | 1016..1019 |
| P23 | GEBER-UNTERDRUCK,SAUGROHR | SENSOR-ABSOLUTE PRESSURE,INTAKE MANIFOLD | 1018..1020 |
| P30 | TEMPERATURGEBER-KUEHLMITTEL | TEMPERATURE SENSOR-COOLANT | 1015 |
| P33 | LAMBDA SONDE | SENSOR-OXYGEN,EXHAUST | 1031 |
| P34 | POTENTIOMETER-DROSSELKLAFFE | POTENTIOMETER-THROTTLE VALVE | 1022..1024 |
| Y23 | ZUENDVERTEILER-INDUKTIVGEBER | IGNITION DISTRIBUTOR-INDUCTIVE SENSOR | 1008..1010 |
| Y32 | EINSPRITZVENTIL-KRAFTSTOFF | INJECTION VALVE-FUEL | 1012 |
| X3 | MULTEC & ZUENDVERTEILER 4P | MULTEC & IGNITION DISTRIBUTOR 4P | 1003..1006 |
| X5 | INSTRUMENTAFEL & MOTOR 6P/11P | INSTRUMENT PANEL & ENGINE 6P/11P | 1006 |
| X6 | INSTRUMENTAFEL & KAROSSERIE,HINTEN 6*P | INSTRUMENT PANEL & BODY,REAR 6*P | 1033 |
| X8 | INSTRUMENTAFEL & MULTEC 4P | INSTRUMENT PANEL & MULTEC 4P | 1014 |
| X9 | INSTRUMENTAFEL & MULTEC 9P | INSTRUMENT PANEL & MULTEC 9P | 1028,1033 |
| X13 | DIAGNOSE 16P | DIAGNOSTIC LINK 16P | 1028 |
| X14 | MOTOR & MULTEC 2P | ENGINE & MULTEC 2P | 1033 |
| X15 | OCTANZAHLANPASSUNG 3P | OCTANE RATING 3P | 1026,1027 |

| | | | |
|-----|---|--|-----------------|
| K57 | STEUERGERAET-MULTEC | CONTROL UNIT-MULTEC | 1050..1088 |
| L2 | ZUENDSPULE-DIREKTZUENDUNG | IGNITION COIL-DIRECT IGNITION | 1043..1046 |
| P23 | GEBER-UNTERDRUCK,SAUGROHR | SENSOR-ABSOLUTE PRESSURE,INTAKE MANIFOLD | 1066..1068 |
| P30 | TEMPERATURGEBER-KUEHLMITTEL | TEMPERATURE SENSOR-COOLANT | 1060 |
| P34 | POTENTIOMETER-DROSSELKLAFFE | POTENTIOMETER-THROTTLE VALVE | 1062..1064 |
| P46 | GEBER-KLOPFREGELUNG | SENSOR-KNOCKING CONTROL | 1052,1053 |
| P47 | SENSOR-NOCKENWELLE | SENSOR-CAMSHAFT | 1049,1050 |
| Y18 | MAGNETVENTIL-ABGASRUECKFUHRUNG | SOLENOID VALVE-EXHAUST GAS RECIRCULATION | 1055..1057 |
| X5 | INSTRUMENTAFEL & MOTOR 6P/11P | INSTRUMENT PANEL & ENGINE 6P/11P | 1044 |
| X9 | INSTRUMENTAFEL & MULTEC 9P | INSTRUMENT PANEL & MULTEC 9P | 1059,1060 |
| X10 | MULTEC & EINSPRITZVENTIL-KRAFTSTOFF 15P | MULTEC & INJECTION VALVES-FUEL 15P | 1057,1060..1064 |
| X13 | DIAGNOSE 16P | DIAGNOSTIC LINK 16P | 1059,1060 |
| X14 | MOTOR & MULTEC 2P | ENGINE & MULTEC 2P | 1044 |

| | | | |
|-----|---|-------------------------------------|------------|
| F2 | SICHERUNG | FUSE | 1097 |
| F49 | SICHERUNG-SEKUNDAERLUFT EINBLASUNG (MAXI) | FUSE-SECONDARY AIR INDUCT (MAXI) | 1094 |
| K12 | RELAIS-SEKUNDAERLUFT EINBLASUNG | RELAY-SECONDARY AIR INDUCT | 1093..1095 |
| K57 | STEUERGERAET-MULTEC | CONTROL UNIT-MULTEC | 1050..1088 |
| K58 | RELAIS-PUMPE,KRAFTSTOFF | RELAY-PUMP,FUEL | 1088,1089 |
| M21 | PUMPE-KRAFTSTOFF | PUMP-FUEL | 1097 |
| M27 | PUMPE-SEKUNDAERLUFT | PUMP-SECONDARY AIR INDUCT | 1094 |
| M66 | STELLMOTOR-LEERLAUF | STEPPER MOTOR-IDLE AIR | 1071..1074 |
| P29 | TEMPERATURGEBER-ANSAUGLUFT | TEMPERATURE SENSOR-INTAKE AIR | 1069 |
| P33 | LAMBDA SONDE | SENSOR-OXYGEN,EXHAUST | 1086 |
| P35 | IMPULSGEBER-KURBELWELLE | IMPULSE SENSOR-CRANKSHAFT | 1089..1082 |
| Y7 | EINSPRITZVENTIL-KRAFTSTOFF | INJECTION VALVES-FUEL | 1076..1083 |
| Y15 | MAGNETVENTIL-SEKUNDAERLUFT EINBLASUNG | SOLENOID VALVE-SECONDARY AIR INDUCT | 1091 |
| Y34 | MAGNETVENTIL-TANKENTLUFTUNG | SOLENOID VALVE-TANK VENTILATION | 1086 |
| X6 | INSTRUMENTAFEL & KAROSSERIE,HINTEN 6*P | INSTRUMENT PANEL & BODY,REAR 6*P | 1097 |
| X9 | INSTRUMENTAFEL & MULTEC 9P | INSTRUMENT PANEL & MULTEC 9P | 1097 |
| X10 | MULTEC & EINSPRITZVENTIL-KRAFTSTOFF 15P | MULTEC & INJECTION VALVES-FUEL 15P | 1071..1083 |
| X11 | MULTEC & PUMPE-SEKUNDAERLUFT 3P | MULTEC & PUMP-SECONDARY AIR 3P | 1091..1093 |
| X14 | MOTOR & MULTEC 2P | ENGINE & MULTEC 2P | 1089 |



F44 SICHERUNG-HYDRAULIKPUMPE

FUSE-HYDRAULIC PUMP

1102

K104 RELAIS-HYDRAULIKPUMPE
K105 RELAIS-HYDRAULIKPUMPE
K106 RELAIS-EINSCHALTSPERRE

RELAY-HYDRAULIC PUMP
RELAY-HYDRAULIC PUMP
RELAY-ADJUSTMENT CONTROL

1101..1103
1107..1109
1117..1119

M64 MOTOR-HYDRAULIKPUMPE

MOTOR-HYDRAULIK PUMP

1102..1108

S13 SCHALTER-HANDBREMSE
S132 SCHALTER-ELEKTR.VERDECK

SWITCH-PARKING BRAKE
SWITCH-POWER SOFT TOP

1119
1111..1113

V10 DIODENKASTEN-EINSCHALTSPERRE
V12 DIODE (IN KABELSATZ)

DIODE CASE-ADJUSTMENT CONTROL
DIODE (IN WIRING HARNESS)

1112,1113
1119

X6 INSTRUMENTENAFEL & KAROSSERIE,HINTEN 64P
X61 DRUCKKNOPF-ABDECKUNG,VERDECK,LINKS
X62 INSTRUMENTENAFEL & KAROSSERIE,HINTEN 1P
X65 DRUCKKNOPF-ABDECKUNG,VERDECK,RECHTS
X66 KAROSSERIE,HINTEN & SCHALTER-ELEKTR.VERDECK 7P
X68 KAROSSERIE,HINTEN & ELEKTR.VERDECK 6P

INSTRUMENT PANEL & BODY,REAR 64P
PUSH BUTTON-COVER,POWER SOFT TOP,LEFT
INSTRUMENT PANEL & BODY,REAR 1P
PUSH BUTTON-COVER,POWER SOFT TOP,RIGHT
BODY,REAR & SWITCH-POWER SOFT TOP 7P
BODY,REAR & POWER SOFT TOP 6P

1121
1117
1102
1117
1111
1111
1102..1119

F10,F22 SICHERUNG

FUSE

1135,1163

K100 RELAIS-SICHERHEITSSCHALTER

RELAY-SAFETY SWITCH

1162..1164

M14 MOTOR-FENSTERHEBER,FAHRERTUER
M15 MOTOR-FENSTERHEBER,BEIFAHRERTUER
M16 MOTOR-FENSTERHEBER,HINTEN,LINKS
M17 MOTOR-FENSTERHEBER,HINTEN,RECHTS

MOTOR-WINDOW LIFTER,DRIVER DOOR
MOTOR-WINDOW LIFTER,CO-DRIVER DOOR
MOTOR-WINDOW LIFTER,REAR,LEFT
MOTOR-WINDOW LIFTER,REAR,RIGHT

1141
1146
1151
1156

S37 SCHALTER ZSB-FENSTERHEBER
S37.1 SCHALTER-FENSTERHEBER,FAHRERTUER
S37.2 SCHALTER-FENSTERHEBER,BEIFAHRERTUER
S37.3 SCHALTER-FENSTERHEBER,HINTEN,LINKS
S37.4 SCHALTER-FENSTERHEBER,HINTEN,RECHTS
S37.5 SICHERHEITSSCHALTER

SWITCH ASM-WINDOW LIFTER
SWITCH-WINDOW LIFTER,DRIVER DOOR
SWITCH-WINDOW LIFTER,CO-DRIVER DOOR
SWITCH-WINDOW LIFTER,REAR,LEFT
SWITCH-WINDOW LIFTER,REAR,RIGHT
SAFETY SWITCH

1137..1161
1139..1141
1145..1146
1150,1151
1155,1156
1159

S78 SCHALTER-FENSTERHEBER,BEIFAHRERTUER
S79 SCHALTER-FENSTERHEBER,HINTEN,LINKS
S80 SCHALTER-FENSTERHEBER,HINTEN,RECHTS

SWITCH-WINDOW LIFTER,CO-DRIVER DOOR
SWITCH-WINDOW LIFTER,REAR,LEFT
SWITCH-WINDOW LIFTER,REAR,RIGHT

1144..1146
1149..1151
1154..1156

X6 INSTRUMENTENAFEL & KAROSSERIE,HINTEN 64P
X31 KAROSSERIE,HINTEN & FAHRERTUER 30P
X34 KAROSSERIE,HINTEN & BEIFAHRERTUER 30P
X53 FAHRERTUER & SCHALTER S37 7P
X55 BEIFAHRERTUER & SCHALTER S78 7P
X56 KAROSSERIE,HINTEN & SCHALTER S79 7P
X57 KAROSSERIE,HINTEN & SCHALTER S80 7P
X67 FAHRERTUER & SCHALTER S37 7P

INSTRUMENT PANEL & BODY,REAR 64P
BODY,REAR & DRIVER DOOR 30P
BODY,REAR & CO-DRIVER DOOR 30P
DRIVER DOOR & SWITCH S37 7P
CO-DRIVER DOOR & SWITCH S78 7P
BODY,REAR & SWITCH S79 7P
BODY,REAR & SWITCH S80 7P
DRIVER DOOR & SWITCH S37 7P

1135,1158..1161
1144..1161,1137
1144..1146
1137..1146
1144..1146
1149..1151
1154..1156
1150..1161

F7 SICHERUNG

FUSE

1185

H27 WARNSUMMER-SICHERHEITSKONTROLLE

WARNING BUZZER-SAFETY CHECKING

1169..1171

M13 MOTOR-SCHIEBEDACH

MOTOR-SUNROOF

1183

S57 SCHALTER-SCHIEBEDACH

SWITCH-SUNROOF

1178..1183

S89 SCHALTER-SICHERHEITSGURT

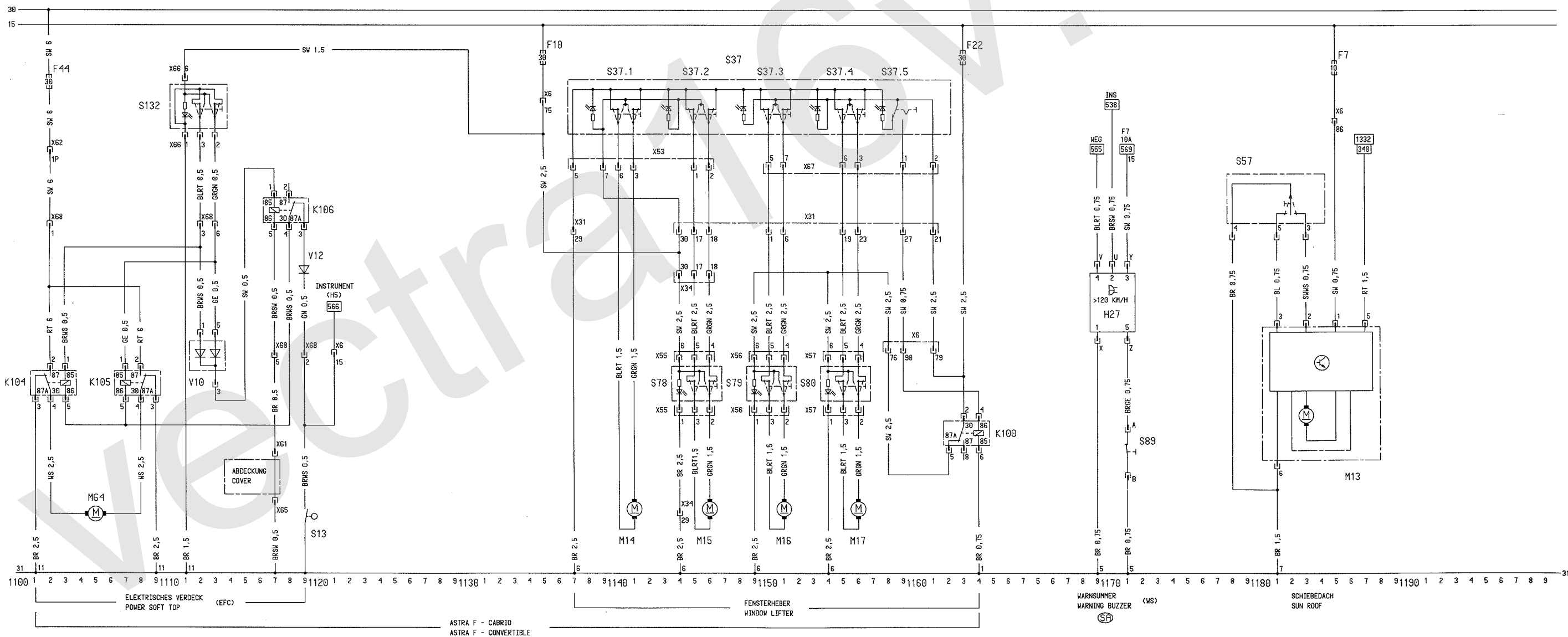
SWITCH-SEAT BELT

1171

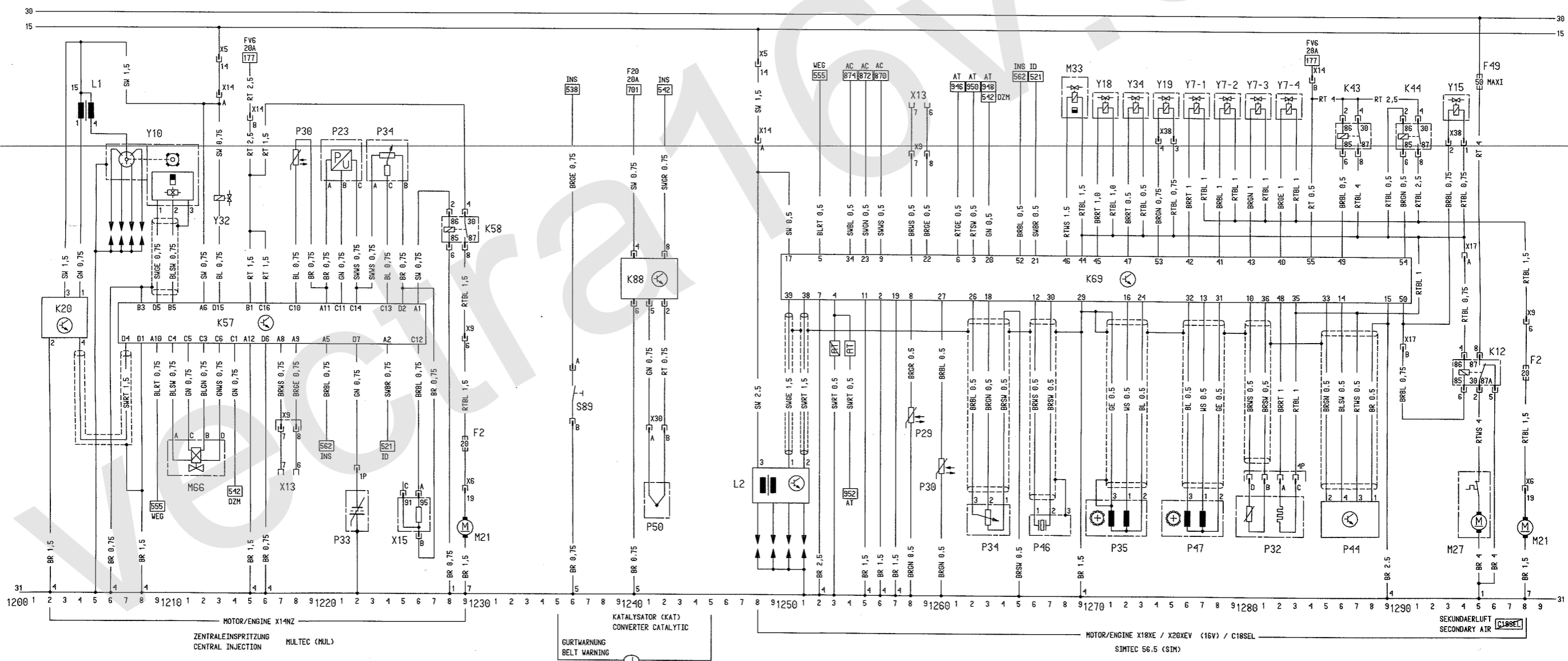
X6 INSTRUMENTENAFEL & KAROSSERIE,HINTEN 64P

INSTRUMENT PANEL & BODY,REAR 64P

1185



| | | | | | | | | | | | |
|-----|---|---|----------------|-----|--|---|------------|--------|---|--|------------|
| F2 | SICHERUNG | FUSE | 1229 | K69 | STEUERGERAET-SIMTEC 56.5 | CONTROL UNIT-SIMTEC 56.5 | 1258..1290 | F2,F49 | SICHERUNG | FUSE | 1298,1295 |
| K20 | ZUENDUNGSMODUL-ZUENDSPULE | IGNITION MODUL-IGNITION COIL | 1202..1204 | K88 | STEUERGERAET-TEMPERATUR,KATALYSATOR | CONTROL UNIT-TEMPERATURE, CONVERTER, CATALYTIC | 1240..1242 | K12 | RELAIS-SEKUNDAERLUFTEINBLASUNG | RELAY-SECONDARY AIR INDUCT | 1294..1296 |
| K57 | STEUERGERAET-MULTEC | CONTROL UNIT-MULTEC | 1207..1226 | | | | | K43 | RELAIS-EINSPRITZANLAGE,KRAFTSTOFF | RELAY-INJECTION UNIT,FUEL | 1286,1287 |
| K58 | RELAIS-PUMPE,KRAFTSTOFF | RELAY-PUMP,FUEL | 1228,1229 | | | | | K44 | RELAIS-KRAFTSTOFFPUMPE | RELAY-FUEL PUMP | 1290,1291 |
| L1 | ZUENDSPULE | IGNITION COIL | 1204 | L2 | ZUENDSPULE-DIREKTZUENDUNG | IGNITION COIL-DIRECT IGNITION | 1248 | K69 | STEUERGERAET-SIMTEC 56.5 | CONTROL UNIT-SIMTEC 56.5 | 1250..1290 |
| M21 | PUMPE-KRAFTSTOFF | PUMP-FUEL | 1229 | | | | | M21 | PUMPE-KRAFTSTOFF | PUMP-FUEL | 1298 |
| M66 | STELLMOTOR-LEERLAUF | STEPPER MOTOR-IDLE SPEED | 1210..1213 | | | | | M27 | PUMPE-SEKUNDAERLUFT | PUMP-SECONDARY AIR INDUCT | 1295 |
| | | | | | | | | M33 | STELLLIED-LEERLAUF | ACTUATOR-IDLE SPEED | 1268,1269 |
| P23 | GEBER-UNTERDRUCK, SAUGROHR | SENSOR-ABSOLUTE PRESSURE, INTAKE MANIFOLD | 1220..1222 | P29 | TEMPERATURGEBER-SAUGROHR | TEMPERATURE SENSOR-INTAKE MANIFOLD | | P32 | LAMBDA SONDE-BEHEIZT | SENSOR-OXYGEN, EXHAUST, HEATED | 1280..1283 |
| P30 | TEMPERATURGEBER-KUEHLMITTEL | TEMPERATURE SENSOR-COOLANT | 1218 | P30 | TEMPERATURGEBER-KUEHLMITTEL | TEMPERATURE SENSOR-COOLANT | 1258 | P35 | IMPULSGEBER-KURBELWELLE | IMPULSE SENSOR-CRANKSHAFT | 1271..1273 |
| P33 | LAMBDA SONDE | SENSOR-OXYGEN, EXHAUST | 1222 | P34 | POTENTIOMETER-DROSSELKLAPPE | POTENTIOMETER-THROTTLE VALVE | 1260 | P44 | LUFTMASSENMESSER | AIR MASS METER | 1285..1288 |
| P34 | POTENTIOMETER-DROSSELKLAPPE | POTENTIOMETER-THROTTLE VALVE | 1223..1225 | P46 | GEBER-KLOPFREGELUNG | SENSOR-KNOCKING CONTROL | 1262..1264 | P47 | HALLGEBER-NOCKENWELLE | HALL SENSOR-CAMSHAFT | 1276..1278 |
| | | | | P50 | TEMPERATURGEBER-KATALYSATOR | TEMPERATURE SENSOR-CONVERTER, CATALYTIC | 1266..1268 | | | | |
| Y10 | ZUENDVERTEILER-HALLGEBER | IGNITION DISTRIBUTOR-HALL SENSOR | 1206..1211 | S89 | SCHALTER-SICHERHEITSGURT | SWITCH-SEAT BELT | 1236 | Y7 | EINSPRITZVENTILE-KRAFTSTOFF | INJECTION VALVES-FUEL | 1276..1283 |
| Y32 | EINSPRITZVENTIL-KRAFTSTOFF | INJECTION VALVE-FUEL | 1213 | | | | | Y15 | MAGNETVENTIL-SEKUNDAERLUFTEINBLASUNG | SOLENOID VALVE-SECONDARY AIR INDUCT | 1293,1294 |
| | | | | | | | | Y18 | MAGNETVENTIL-ABGASRUECKFUHRUNG | SOLENOID VALVE-EXHAUST GAS RECIRCULATION | 1270,1271 |
| | | | | | | | | Y19 | MAGNETVENTIL-UMSCHALTUNG, SAUGROHR | SOLENOID VALVE-CHANGE MANIFOLD | 1274,1275 |
| | | | | | | | | Y34 | MAGNETVENTIL-TANKENTLUFTUNG | SOLENOID VALVE-TANK VENTILATION | 1272,1273 |
| X5 | INSTRUMENTENAFEL & MOTOR 6P/11P | INSTRUMENT PANEL & ENGINE 6P/11P | 1213 | X5 | INSTRUMENTENAFEL & MOTOR 6P/11P | INSTRUMENT PANEL & ENGINE 6P/11P | 1248 | X5 | INSTRUMENTENAFEL & MOTOR 6P/11P | INSTRUMENT PANEL & ENGINE 6P/11P | 1284 |
| X6 | INSTRUMENTENAFEL & KAROSSERIE, HINTEN 6*P | INSTRUMENT PANEL & BODY, REAR 6*P | 1229 | X9 | INSTRUMENTENAFEL & SIMTEC 9P | INSTRUMENT PANEL & SIMTEC 9P | 1258,1259 | X6 | INSTRUMENTENAFEL & KAROSSERIE, HINTEN 6*P | INSTRUMENT PANEL & BODY, REAR 6*P | 1298 |
| X9 | INSTRUMENTENAFEL & MULTEC 9P | INSTRUMENT PANEL & MULTEC 9P | 1217,1218,1219 | X13 | DIAGNOSE 16P | DIAGNOSTIC LINK 16P | 1258,1259 | X9 | INSTRUMENTENAFEL & SIMTEC 9P | INSTRUMENT PANEL & SIMTEC 9P | 1298 |
| X13 | DIAGNOSE 16P | DIAGNOSTIC LINK 16P | 1217,1218 | X14 | MOTOR & MULTEC 2P | ENGINE & SIMTEC 2P | 1248 | X14 | MOTOR & SIMTEC 2P | ENGINE & SIMTEC 2P | 1284 |
| X14 | MOTOR & MULTEC 2P | ENGINE & MULTEC 2P | 1215 | X30 | INSTRUMENTENAFEL & GEBER-TEMPERATUR, KAT. 2P | INSTRUMENT PANEL & TEMP. SENSOR-CONV. CATAL. 2P | 1241,1242 | X17 | SIMTEC & PUMPE-SEKUNDAERLUFT 2P | SIMTEC & PUMP-SECONDARY AIR INDUCT 2P | 1274..1294 |
| X15 | OKTANZAHLANPASSUNG 3P | OCTANE RATING 3P | 1225,1226 | | | | | X38 | SIMTEC & VENTIL, SEKUNDAERLUFT 4P | SIMTEC & VALVE-SECONDARY AIR 4P | 1293,1294 |



F10 SICHERUNG

FUSE

1333

K37 STEUERGERAET-ZENTRALVERRIEGELUNG

CONTROL UNIT-CENTRAL LOCKING

1305..1312

- M18 MOTOR-ZENTRALVERRIEGELUNG,FAHRERTUER
- M19 MOTOR-ZENTRALVERRIEGELUNG,TUER,HINTEN,LINKS
- M20 MOTOR-ZENTRALVERRIEGELUNG,TUER,HINTEN,RECHTS
- M32 MOTOR-ZENTRALVERRIEGELUNG,BEIFAHRERTUER
- M41 MOTOR-ZENTRALVERRIEGELUNG,TANKKLAPPE
- M60 MOTOR-ZENTRALVERRIEGELUNG,HECKRAUMDECKEL BZW. RUECKWANDKLAPPE

- MOTOR-CENTRAL LOCKING,DRIVER DOOR
- MOTOR-CENTRAL LOCKING,DOOR,REAR,LEFT
- MOTOR-CENTRAL LOCKING,DOOR,REAR,RIGHT
- MOTOR-CENTRAL LOCKING,CO-DRIVER DOOR
- MOTOR-CENTRAL LOCKING,FLAP,FUEL FILLER
- MOTOR-CENTRAL LOCKING,LID-TRUNK RESP. TAIL GATE

1307..1310
1318..1320
1322..1324
1314..1317
1326,1327
1328,1330

- S41 SCHALTER-DIEBSTAHLSICHERUNG,FAHRERTUER
- S42 SCHALTER-ZENTRALVERRIEGELUNG,BEIFAHRERTUER

- SWITCH-BURGLARY LOCKING,DRIVER DOOR
- SWITCH-CENTRAL LOCKING,CO-DRIVER DOOR

1302..1304
1321

- X6 INSTRUMENTENAFEL & KAROSSERIE,HINTEN 6*P
- X31 KAROSSERIE,HINTEN & FAHRERTUER 30P
- X33 KAROSSERIE,HINTEN & TUER,HINTEN,LINKS 9P
- X34 KAROSSERIE,HINTEN & BEIFAHRERTUER 30P
- X36 KAROSSERIE,HINTEN & TUER,HINTEN,RECHTS 9P
- X44 KAROSSERIE,HINTEN & DECKEL,HECKRAUM 4P (NB)
- X58 KAROSSERIE,HINTEN & KLAPPE,RUECKWAND 9P (KW)
- X60 KAROSSERIE,HINTEN & KLAPPE,RUECKWAND 4P (HB)

- INSTRUMENT PANEL & BODY,REAR 6*P
- BODY,REAR & DRIVER DOOR 30P
- BODY,REAR & DOOR,REAR,LEFT 9P
- BODY,REAR & CO-DRIVER DOOR 30P
- BODY,REAR & DOOR,REAR,RIGHT 9P
- BODY,REAR & LID-TRUNK 4P (NB)
- BODY,REAR & TAIL GATE 9P (KW)
- BODY,REAR & TAIL GATE 4P (HB)

1303..1333
1303..1310
1318..1320
1314..1321
1322..1324
1328..1330
1328..1330
1328..1330

- M47 MOTOR-FENSTERHEBER,FAHRERTUER
- M48 MOTOR-FENSTERHEBER,BEIFAHRERTUER
- M49 MOTOR-FENSTERHEBER,HINTEN,LINKS
- M50 MOTOR-FENSTERHEBER,HINTEN,RECHTS

- MOTOR-WINDOW LIFTER,DRIVER DOOR
- MOTOR-WINDOW LIFTER,CO-DRIVER DOOR
- MOTOR-WINDOW LIFTER,REAR,LEFT
- MOTOR-WINDOW LIFTER,REAR,RIGHT

1338..1341
1347..1350
1355..1358
1363..1366

- S37 SCHALTER-ZSB-FENSTERHEBER (IN FAHRERTUER)
- S37.1 SCHALTER-FENSTERHEBER,FAHRERSEITE
- S37.2 SCHALTER-FENSTERHEBER,BEIFAHRERSEITE
- S37.3 SCHALTER-FENSTERHEBER,HINTEN,LINKS
- S37.4 SCHALTER-FENSTERHEBER,HINTEN,RECHTS
- S37.5 SICHERHEITSSCHALTER

- SWITCH ASM-WINDOW LIFTER (IN DRIVER DOOR)
- SWITCH-WINDOW LIFTER,DRIVER SIDE
- SWITCH-WINDOW LIFTER,CO-DRIVER SIDE
- SWITCH-WINDOW LIFTER,REAR,LEFT
- SWITCH-WINDOW LIFTER,REAR,RIGHT
- SAFETY SWITCH

1337..1365
1339,1340
1348,1349
1356,1357
1364,1365
1360

- S38 SCHALTER-FENSTERHEBER,BEIFAHRERTUER
- S39 SCHALTER-FENSTERHEBER,TUER HINTEN LINKS
- S40 SCHALTER-FENSTERHEBER,TUER HINTEN RECHTS
- S99 SCHALTER-FENSTERHEBER,FAHRERTUER,ZV
- S100 SCHALTER-FENSTERHEBER,BEIFAHRERTUER

- SWITCH-WINDOW LIFTER,CO-DRIVER DOOR
- SWITCH-WINDOW LIFTER,DOOR REAR LEFT
- SWITCH-WINDOW LIFTER,DOOR REAR RIGHT
- SWITCH-WINDOW LIFTER,DRIVER DOOR,ZV
- SWITCH-WINDOW LIFTER,CO-DRIVER DOOR

1351..1353
1359..1361
1367..1369
1336
1345

- P17 GEBER-DREHZAHL,VORN LINKS
- P18 GEBER-DREHZAHL,VORN RECHTS
- P19 GEBER-DREHZAHL,HINTEN LINKS
- P20 GEBER-DREHZAHL,HINTEN RECHTS

- SENSOR-WHEEL SPEED,LEFT
- SENSOR-WHEEL SPEED,FRONT RIGHT
- SENSOR-WHEEL SPEED,REAR LEFT
- SENSOR-WHEEL SPEED,REAR RIGHT

1386,1387
1389,1390
1392,1393
1395,1396

- U4 HYDROAGGREGAT ZSB-ABS
- U4.1 RELAIS-MOTOR,PUMPE
- U4.2 RELAIS-MAGNETVENTILE
- U4.3 MOTOR-PUMPE
- U4.4 DIODE
- U4.5 MAGNETVENTIL-VORN,LINKS
- U4.6 MAGNETVENTIL-VORN,RECHTS
- U4.7 MAGNETVENTIL-HINTERACHSE
- U4.8 STEUERGERAET-ABS
- U4.9 STECKER-MAGNETVENTILE

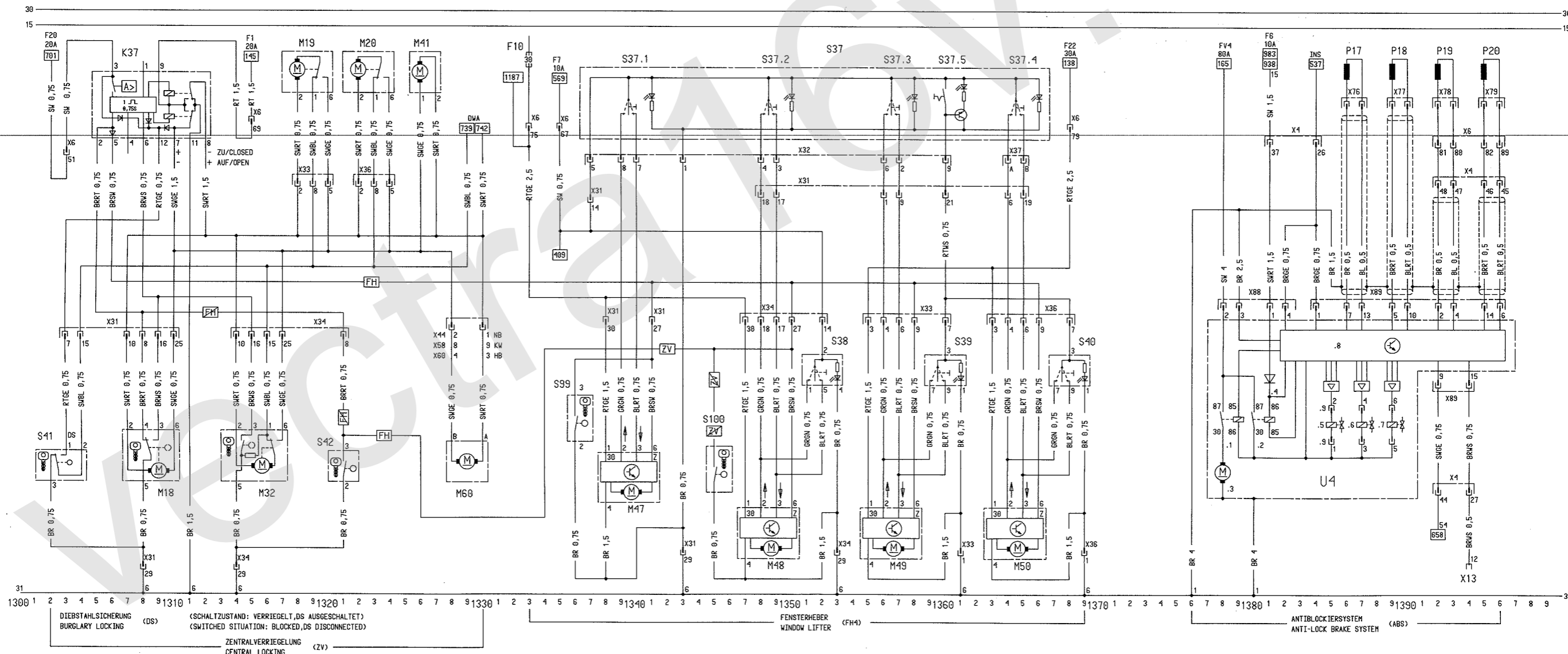
- HYDROAGGREGAT ASM-ABS
- RELAY-MOTOR,PUMP
- RELAY-SOLENOID VALVES
- MOTOR-PUMP
- DIODE
- SOLENOID VALVE-FRONT,LEFT
- SOLENOID VALVE-FRONT,RIGHT
- SOLENOID VALVE-REAR AXLE
- CONTROL UNIT-ABS
- PLUG-SOLENOID VALVES

1378..1396
1378
1380
1378
1381
1385
1387
1389
1382..1396
1385

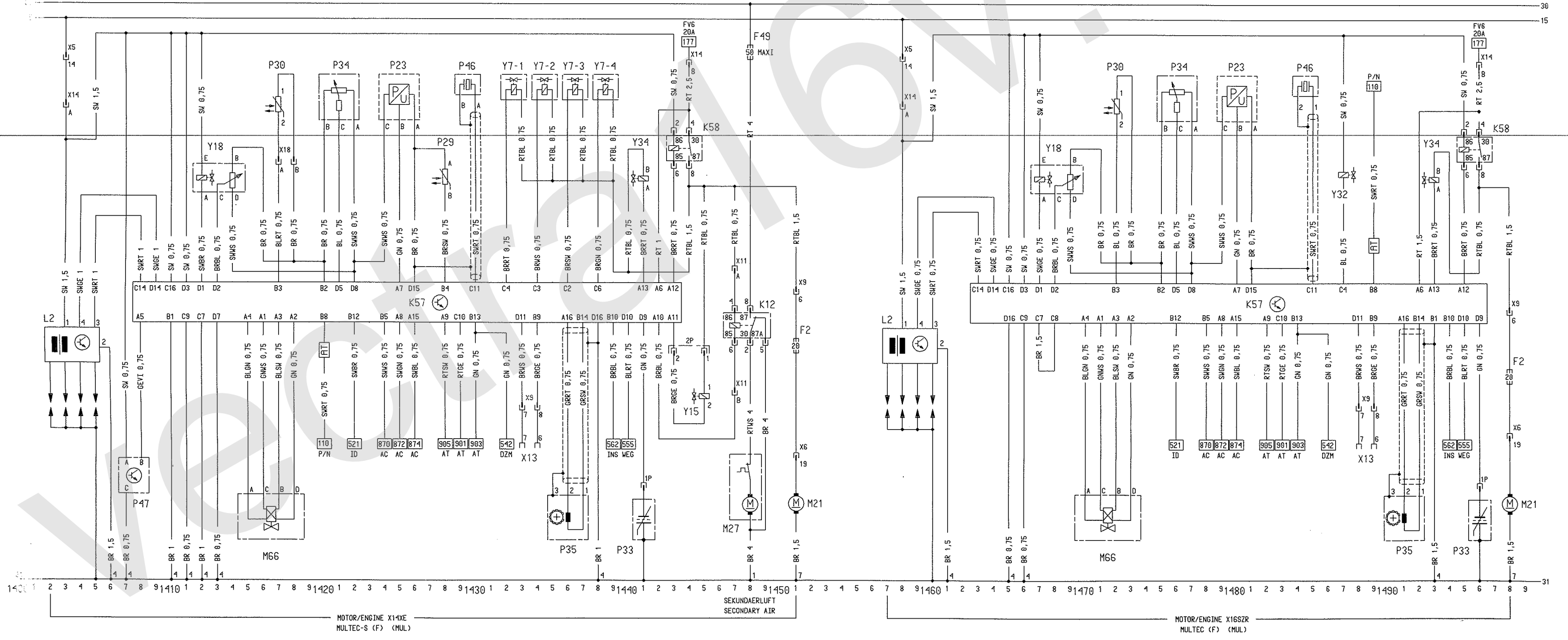
- X4 INSTRUMENTENAFEL & KAROSSERIE,VORN 31P
- X6 INSTRUMENTENAFEL & KAROSSERIE,HINTEN 6*P
- X13 DIAGNOSE 16P
- X76 KAROSSERIE,VORN & GEBER-DREHZAHL,ABS 2P
- X77 KAROSSERIE,VORN & GEBER-DREHZAHL,ABS 2P
- X78 KAROSSERIE,HINTEN & GEBER-DREHZAHL,ABS 2P
- X79 KAROSSERIE,HINTEN & GEBER-DREHZAHL,ABS 2P
- X88 KAROSSERIE,VORN & HYDROAGGREGAT,ABS 4P
- X89 KAROSSERIE,VORN & HYDROAGGREGAT,ABS 15P

- INSTRUMENT PANEL & BODY,FRONT 31P
- INSTRUMENT PANEL & BODY,REAR 6*P
- DIAGNOSTIC LINK 16P
- BODY,FRONT & SENSOR-WHEEL SPEED 2P
- BODY,FRONT & SENSOR-WHEEL SPEED 2P
- BODY,REAR & SENSOR-WHEEL SPEED 2P
- BODY,REAR & SENSOR-WHEEL SPEED 2P
- BODY,FRONT & HYDROAGGREGATE,ABS 4P
- BODY,FRONT & HYDROAGGREGATE,ABS 15P

1381..1396
1392..1396
1394
1386,1387
1387,1390
1392,1393
1395,1396
1378..1382
1384..1396



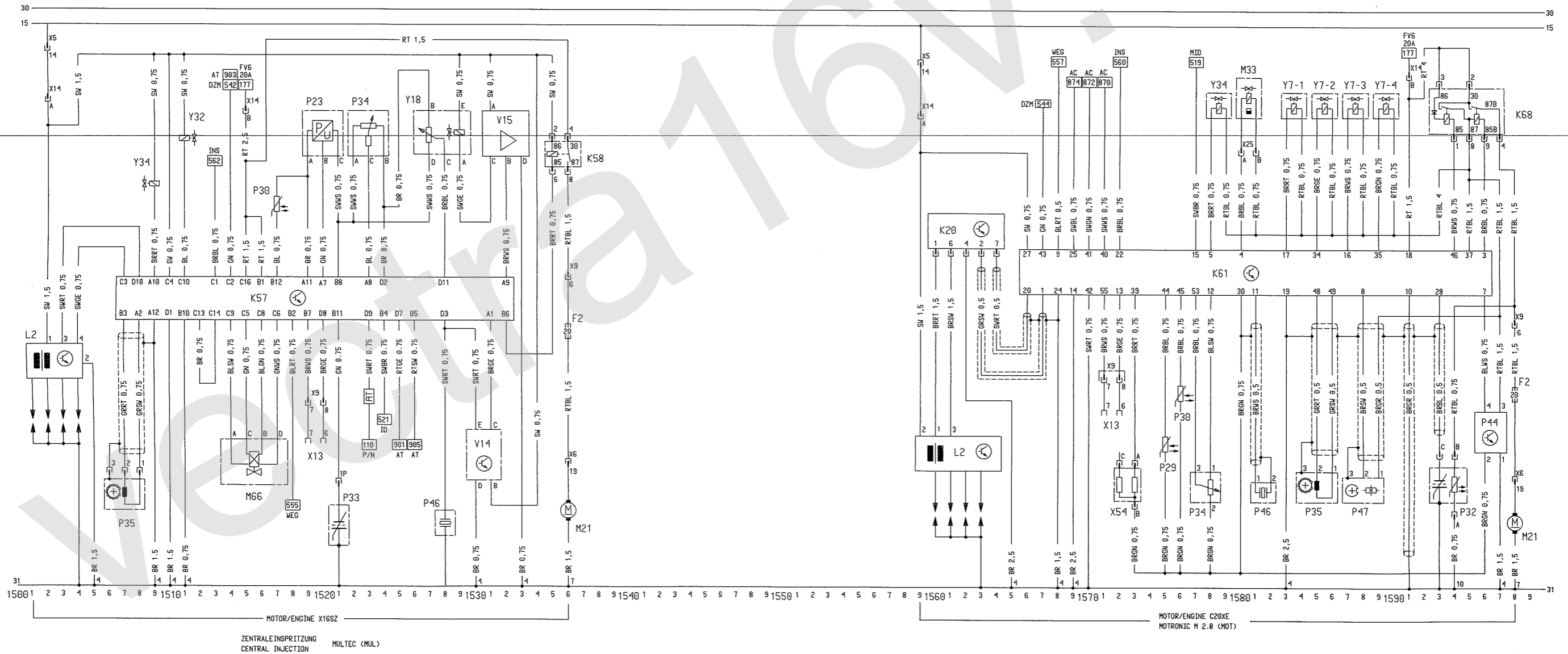
| | | | | | | | | | | | |
|-----|--|---|------------|-----|---|-------------------------------------|------------|-----|---|---|------------------|
| K57 | STEUERGERAET-MULTEC | CONTROL UNIT-MULTEC | 1408..1443 | F2 | SICHERUNG | FUSE | 1451 | F2 | SICHERUNG | FUSE | 1498 |
| L2 | ZUENDSPULE-DIREKTZUENDUNG | IGNITION COIL-DIRECT IGNITION | 1402..1405 | F49 | SICHERUNG-SEKUNDAERLUFTEINBLASUNG | FUSE-SECONDARY AIR INDUCT | 1448 | K12 | RELAIS-SEKUNDAERLUFTEINBLASUNG | RELAY-SECONDARY AIR INDUCT | 1447..1459 |
| M66 | STELLMOTOR-LEERLAUF | STEPPER MOTOR-IDLE AIR | 1415..1418 | K57 | STEUERGERAET-MULTEC | CONTROL UNIT-MULTEC | 1408..1443 | K58 | RELAIS-PUMPE,KRAFTSTOFF | RELAY-PUMP,FUEL | 1443,1444 |
| P23 | GEBER-UNTERDRUCK, SAUGROHR | SENSOR-ABSOLUTE PRESSURE, INTAKE MANIFOLD | 1424..1426 | L2 | ZUENDSPULE-DIREKTZUENDUNG | IGNITION COIL-DIRECT IGNITION | 1457..1460 | M21 | PUMPE-KRAFTSTOFF | PUMP-FUEL | 1451 |
| P29 | TEMPERATURGEBER-ANSAUGLUFT | TEMPERATURE SENSOR-INTAKE AIR | 1428 | M27 | PUMPE-SEKUNDAERLUFT | PUMP-SECONDARY AIR INDUCT | 1448 | M66 | STELLMOTOR-LEERLAUF | STEPPER MOTOR-IDLE AIR | 1470..1473 |
| P30 | TEMPERATURGEBER-KUEHLMITTEL | TEMPERATURE SENSOR-COOLANT | 1417 | P33 | LAMBDA SONDE | SENSOR-OXYGEN, EXHAUST | 1441 | P23 | GEBER-UNTERDRUCK, SAUGROHR | SENSOR-ABSOLUTE PRESSURE, INTAKE MANIFOLD | 1479..1481 |
| P34 | POTENTIOMETER-DROSSELKLAPPE | POTENTIOMETER-THROTTLE VALVE | 1420..1422 | P35 | IMPULSGEBER-KURBELWELLE | IMPULSE SENSOR-CRANKSHAFT | 1435..1437 | P30 | TEMPERATURGEBER-KUEHLMITTEL | TEMPERATURE SENSOR-COOLANT | 1472 |
| P46 | GEBER-KLOPFREGELUNG | SENSOR-KNOCKING CONTROL | 1429, 1430 | Y7 | EINSPRITZVENTILE-KRAFTSTOFF | INJECTION VALVES-FUEL | 1432..1439 | P33 | LAMBDA SONDE | SENSOR-OXYGEN, EXHAUST | 1496 |
| P47 | SENSOR-NOCKENWELLE | SENSOR-CAMSHAFT | 1407, 1408 | Y15 | MAGNETVENTIL-SEKUNDAERLUFTEINBLASUNG | SOLENOID VALVE-SECONDARY AIR INDUCT | 1445 | P34 | POTENTIOMETER-DROSSELKLAPPE | POTENTIOMETER-THROTTLE VALVE | 1475..1477 |
| Y7 | EINSPRITZVENTILE-KRAFTSTOFF | INJECTION VALVES-FUEL | 1432..1439 | Y34 | MAGNETVENTIL-TANKENTLUEFTUNG | SOLENOID VALVE-TANK VENTILATION | 1441 | P35 | IMPULSGEBER-KURBELWELLE | IMPULSE SENSOR-CRANKSHAFT | 1490..1492 |
| Y18 | MAGNETVENTIL-ABGASRUECKFUEHRUNG | SOLENOID VALVE-EXHAUST GAS RECIRCULATION | 1412..1414 | X5 | INSTRUMENTENAFEL & MOTOR 6P/11P | INSTRUMENT PANEL & ENGINE 6P/11P | 1458 | P46 | GEBER-KLOPFREGELUNG | SENSOR-KNOCKING CONTROL | 1484, 1485 |
| X5 | INSTRUMENTENAFEL & MOTOR 6P/11P | INSTRUMENT PANEL & ENGINE 6P/11P | 1403 | X6 | INSTRUMENTENAFEL & KAROSSERIE, HINTEN 64P | INSTRUMENT PANEL & BODY, REAR 64P | 1451 | Y18 | MAGNETVENTIL-ABGASRUECKFUEHRUNG | SOLENOID VALVE-EXHAUST GAS RECIRCULATION | 1467..1469 |
| X9 | INSTRUMENTENAFEL & MULTEC 9P | INSTRUMENT PANEL & MULTEC 9P | 1433, 1434 | X9 | INSTRUMENTENAFEL & MULTEC 9P | INSTRUMENT PANEL & MULTEC 9P | 1451 | Y32 | EINSPRITZVENTIL-KRAFTSTOFF | INJECTION VALVE-FUEL | 1487 |
| X13 | DIAGNOSE 16P | DIAGNOSTIC LINK 16P | 1433, 1434 | X11 | MULTEC & PUMPE-SEKUNDAERLUFT 2P | MULTEC & PUMP-SECONDARY AIR 2P | 1447 | Y34 | MAGNETVENTIL-TANKENTLUEFTUNG | SOLENOID VALVE-TANK VENTILATION | 1493 |
| X14 | MOTOR & MULTEC 2P | MOTOR & MULTEC 2P | 1403 | X14 | MOTOR & MULTEC 2P | MOTOR & MULTEC 2P | 1444, 1458 | X6 | INSTRUMENTENAFEL & KAROSSERIE, HINTEN 64P | INSTRUMENT PANEL & BODY, REAR 64P | 1498 |
| X18 | MULTEC & SENSOR-TEMPERATUR, KUEHLMITTEL 3P | MULTEC & SENSOR, TEMPERATURE, COOLANT 3P | 1417, 1418 | X14 | MOTOR & MULTEC 2P | MOTOR & MULTEC 2P | 1444, 1458 | X9 | INSTRUMENTENAFEL & MULTEC 9P | INSTRUMENT PANEL & MULTEC 9P | 1488, 1489, 1498 |
| | | | | X11 | MULTEC & PUMPE-SEKUNDAERLUFT 2P | MULTEC & PUMP-SECONDARY AIR 2P | 1447 | X13 | DIAGNOSE 16P | DIAGNOSTIC LINK 16P | 1488, 1489 |
| | | | | X14 | MOTOR & MULTEC 2P | MOTOR & MULTEC 2P | 1444, 1458 | X14 | MOTOR & MULTEC 2P | MOTOR & MULTEC 2P | 1496 |



| | | | |
|-----|--|--|----------------|
| F2 | SICHERUNG | FUSE | 1536 |
| K57 | STEUERGERAET-MULTEC | CONTROL UNIT-MULTEC | 1507..1532 |
| K58 | RELAIS-PUMPE,KRAFTSTOFF | RELAY-PUMP,FUEL | 1535,1536 |
| L2 | ZUENDSPULE-DIREKTZUENDUNG | IGNITION COIL-DIRECT IGNITION | 1501..1504 |
| M21 | PUMPE-KRAFTSTOFF | PUMP-FUEL | 1536 |
| M66 | STELLMOTOR-LEERLAUF | STEPPER MOTOR-IDLE SPEED | 1514..1517 |
| P23 | GEBER-UNTERDRUCK,SAUGROHR | SENSOR-ABSOLUTE PRESSURE,INTAKE MANIFOLD | 1519..1521 |
| P30 | TEMPERATURGEBER-KUEHLMITTEL | TEMPERATURE SENSOR-COOLANT | 1517 |
| P33 | LAMBDA SONDE | SENSOR-OXYGEN,EXHAUST | 1521 |
| P34 | POTENTIOMETER-DROSSELKLAPPE | POTENTIOMETER-THROTTLE VALVE | 1522..1524 |
| P35 | IMPULSGEBER-KURBELWELLE | IMPULSE SENSOR-CRANKSHAFT | 1506..1508 |
| P46 | GEBER-KLOPFREGELUNG | SENSOR-KNOCKING CONTROL | 1528 |
| V14 | FILTER-KLOPFISIGNAL | FILTER-KNOCKSIGNAL | 1530,1531 |
| V15 | VERSTAERKER-ABGASRUECKFUHRUNG | AMPLIFIER-EXHAUST GAS RECIRCULATION | 1531..1533 |
| Y18 | MAGNETVENTIL-ABGASRUECKFUHRUNG (AGR) | SOLENOID-EXHAUST GAS RECIRCULATION (EGR) | 1527..1529 |
| Y32 | EINSPRITZVENTIL-KRAFTSTOFF | INJECTION VALVE-VUEL | 1511 |
| Y34 | MAGNETVENTIL-TANKENTLUEFTUNG | SOLENOID VALVE-TANK VENTILATION | 1509 |
| X5 | INSTRUMENTENAFEL & MOTOR 6P/11P | INSTRUMENT PANEL & ENGINE 6P/11P | 1502 |
| X6 | INSTRUMENTENAFEL & KAROSSERIE,HINTEN 6*P | INSTRUMENT PANEL & BODY,REAR 6*P | 1536 |
| X9 | INSTRUMENTENAFEL & MULTEC 9P | INSTRUMENT PANEL & MULTEC 9P | 1519,1520,1536 |
| X13 | DIAGNOSE 16P | DIAGNOSTIC LINK 16P | 1519,1520 |
| X14 | MOTOR & MULTEC 2P | ENGINE & MULTEC 2P | 1502 |

| | | | |
|-----|---------------------------------|----------------------------------|------------|
| K20 | ZUENDUNGSMODUL-ZUENDSPULE | IGNITION MODUL-IGNITION COIL | 1560..1564 |
| L2 | ZUENDSPULE-DIREKTZUENDUNG | IGNITION COIL-DIRECT IGNITION | 1559..1563 |
| X5 | INSTRUMENTENAFEL & MOTOR 6P/11P | INSTRUMENT PANEL & ENGINE 6P/11P | 1559 |
| X14 | MOTOR & MULTEC 2P | ENGINE & MULTEC 2P | 1559 |

| | | | |
|-----|--|----------------------------------|----------------|
| F2 | SICHERUNG | FUSE | 1598 |
| K61 | STEUERGERAET-MOTRONIC | CONTROL UNIT-MOTRONIC | 1566..1596 |
| K68 | RELAIS-EINSPRITZANLAGE,KRAFTSTOFF | RELAY-INJECTION UNIT,FUEL | 1593..1597 |
| M21 | PUMPE-KRAFTSTOFF | PUMP-FUEL | 1598 |
| M33 | STELLGLIED-LEERLAUF | ACTUATOR-IDLE SPEED | 1580,1581 |
| P29 | TEMPERATURGEBER-ANSAUGLUFT | TEMPERATURE SENSOR-INTAKE AIR | 1575 |
| P30 | TEMPERATURGEBER-KUEHLMITTEL | TEMPERATURE SENSOR-COOLANT | 1576 |
| P32 | LAMBDA SONDE-BEHEIZT | SENSOR-OXYGEN,EXHAUST,HEATED | 1593,1594 |
| P34 | POTENTIOMETER-DROSSELKLAPPE | POTENTIOMETER-THROTTLE VALVE | 1577,1578 |
| P35 | IMPULSGEBER-KURBELWELLE | IMPULSE SENSOR-CRANKSHAFT | 1584..1586 |
| P44 | LUFTMASSEMESSER | AIR MASS METER | 1596,1597 |
| P46 | GEBER-KLOPFREGELUNG | SENSOR-KNOCKING CONTROL | 1581,1582 |
| P47 | GEBER-NOCKENWELLE | SENSOR-CAMSHAFT | 1587..1589 |
| Y7 | EINSPRITZVENTILE-KRAFTSTOFF | INJECTION VALVES-FUEL | 1583..1590 |
| Y34 | MAGNETVENTIL-TANKENTLUEFTUNG | SOLENOID VALVE-TANK VENTILATION | 1578,1579 |
| X6 | INSTRUMENTENAFEL & KAROSSERIE,HINTEN 6*P | INSTRUMENT PANEL & BODY,REAR 6*P | 1598 |
| X9 | INSTRUMENTENAFEL & MOTRONIC 9P | INSTRUMENT PANEL & MOTRONIC 9P | 1571,1572,1598 |
| X13 | DIAGNOSE 16P | DIAGNOSTIC LINK 16P | 1571,1572 |
| X14 | MOTOR & MOTRONIC 2P | ENGINE & MOTRONIC 2P | 1591 |
| X25 | MOTOR & MOTRONIC 2P | ENGINE & MOTRONIC 2P | 1580,1581 |
| X54 | CODIERUNG 3P | CODE 3P | 1572,1573 |



ZENTRALEINSPRITZUNG
CENTRAL INJECTION
MULTEC (MUL)

MOTOR/ENGINE C20XE
MOTRONIC M 2.8 (HOT)