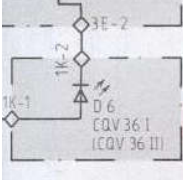



- I = Gruppe I  
GROUP I  
GROUPE I  
GRUPPO I
- II = Gruppe II  
GROUP II  
GROUPE II  
GRUPPO II
- L = linker Kanal  
LEFT CHANNEL  
CANAL DE GAUCHE  
CANALE SINISTRO
- R = rechter Kanal  
RIGHT CHANNEL  
CANAL DE DROITE  
CANALE DESTRO



**K** Ersatzteile-Preisliste  
9412, 008, 00



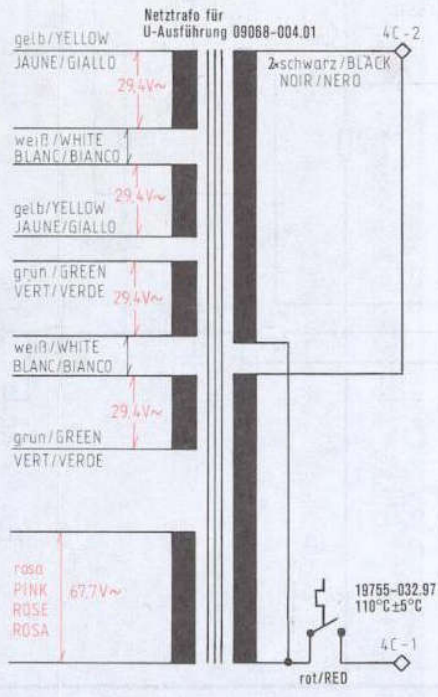
am Kühlkörper  
COOLING PLATE  
TOLE DE REFRROIDISSEM  
DISSIPATORE TERMICO

Netz-Eingang  
MAINS IN  
ENTREE SECTEUR  
TENSIONE D'INGRESSO  
U: 120V AC 60 Hz

Netz-Ausgang  
MAINS OUT  
SORTIE SECTEUR  
USCITA CORSORE DI RE

max 200W

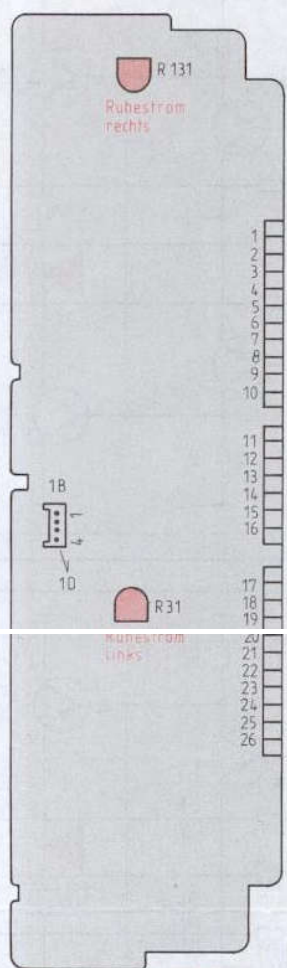
Netzausgang entfällt bei GB- und U-Ausführung



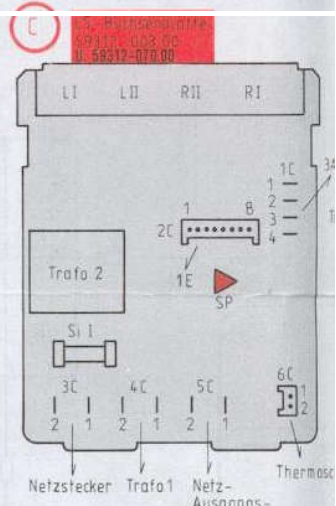
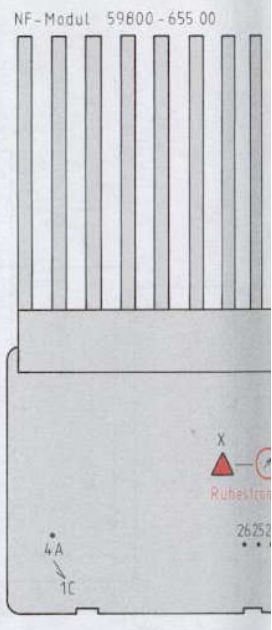
Netztrafo für  
U-Ausführung 09068-004.01

schwarz/BLACK  
NOIR/NERO

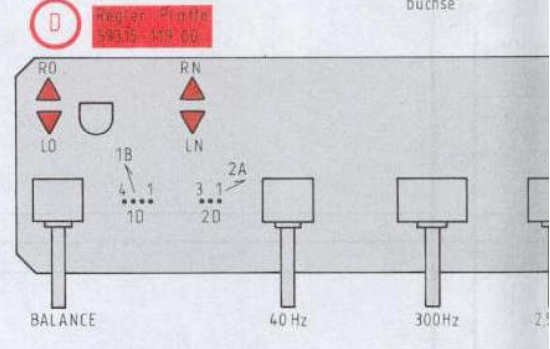
19755-032.97  
110°C ±5°C



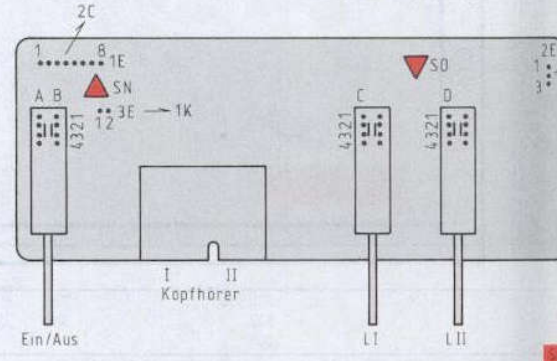
**B** Ersatzteile-Preisliste  
9412, 002, 00



**C** Ersatzteile-Preisliste  
9412, 003, 00  
U: 59812-078.00



**D** Ersatzteile-Preisliste  
9412, 009, 00



953,	C
968, 969,	R