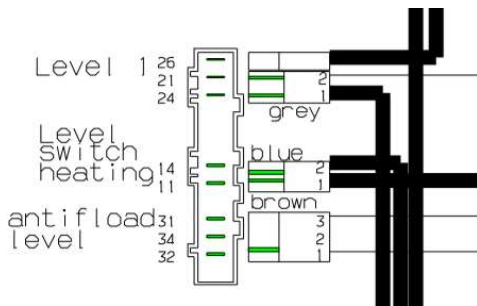
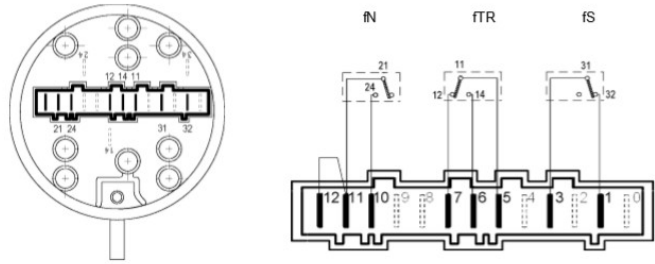


Képernyőrész kivágva: 2019. 09. 29., 21:41



The pressure switch

Control of the water level is performed by a three-level pressure switch which functions as follows:



Drum water filling

Water is filled into the drum by the following combination:

1. Filling up to fTR level
2. Filling up to fN level
3. Time-depending filling without control by pressure switch.

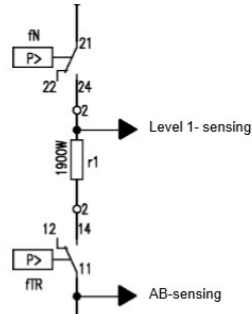
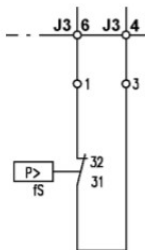
PRESSURE SWITCH :

Heating	60/40 mm
Heating Level I	100/60 mm
Anti-overflow level	350/290 mm

Pressure switch

Anti-flooding-device

The third pressure switch level is used as an anti-flooding safety device: if the pressure switch contact should close in the FULL position, the PCB actions the drain pump until the pressure switch returns to the EMPTY position.



Supply valves are selected by 2 triacs, and the pressure switch switching levels are monitored by 2 control lines (sensing-wire).

Filling period is determined by control electronics.

Calculation of filling quantity is by measuring time interval between fTR contact closing and the closing of pressure switch fN contact.

DGS-TDS-N08.05R.B. © Electrolux

Képernyőrész kivágva: 2019. 09. 29., 22:51