

Sequence Report



Summary

Signal Path1

Level and Gain	✓ PASSED
THD+N	✓ PASSED
Frequency Response	✓ PASSED
Signal to Noise Ratio	✓ PASSED
Continuous Sweep	✓ PASSED
DIM	✓ PASSED

Sequence Result:

Sequence Result: ✓ PASSED

Signal Path1 : Signal Path Setup

Output Connector: Analog Unbalanced
 Channels: 1
 Source Impedance: 20 ohm
 AG52 Generator Option: Installed
 Output EQ: None
 Input Connector: Analog Unbalanced
 Channels: 1
 Channel: Ch1
 Termination: 100 kohm
 Input Bandwidth: AC (<10 Hz) - 90k (192 kHz SR)
 Device Delay: 0,000 s
 Input EQ: None

• References

dBr G: 100,0 mVrms
 dBm (Output Power): 600,0 ohm
 W(watts) (Output Power): 8,000 ohm
 Shared Frequency Reference: 1,00000 kHz
 dBrA: 1,000 Vrms
 dBrB: 1,000 Vrms
 dBrA Offset: 0,000 dB
 dBrB Offset: 0,000 dB
 dB SPL1: 10,00 mVrms
 dB SPL2: 10,00 mVrms
 dB SPL1 Calibrator Level: 94,000 dB SPL
 dB SPL2 Calibrator Level: 94,000 dB SPL
 dBm (Input Power): 600,0 ohm
 W(watts) (Input Power): 4,200 ohm

• DCX

DCX is not detected.

Sequence Report



Signal Path1 : Level and Gain

Waveform: Sine
Generator Level: 486,4 mVrms
DC Offset: 0,000 V
Frequency: 1,00000 kHz

RMS Level (2019.02.07. 14:24:49.291)

Ch1 9,186 Vrms

Gain (2019.02.07. 14:24:49.291)

Ch1 18,88 x/y

Signal Path1 : THD+N

Waveform: Sine
Generator Level: 486,4 mVrms
DC Offset: 0,000 V
Frequency: 1,00000 kHz
Low-pass Filter: 20 kHz
Weighting Filter: Signal Path
High-pass Filter: 20 Hz
Notch Tuning Mode: Measured Frequency

THD+N Ratio (2019.02.07. 14:24:51.932)

Ch1 0,936369 %

THD Ratio (2019.02.07. 14:24:51.932)

Ch1 0,928489 %

Noise Ratio (2019.02.07. 14:24:51.932)

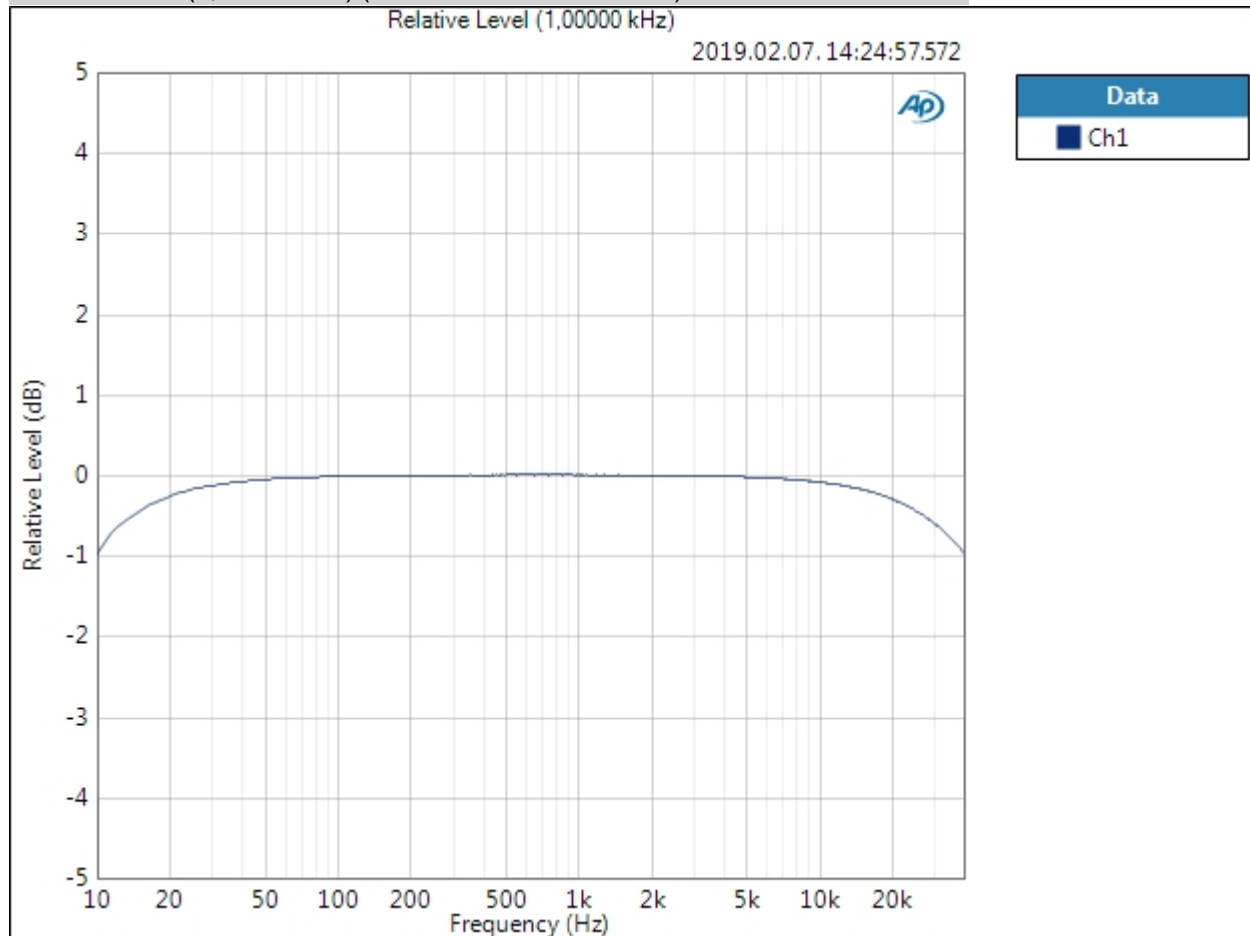
Ch1 0,018422 %

Sequence Report

Signal Path1 : Frequency Response

Generator Level: 486,4 mVrms
DC Offset: 0,000 V
EQ: None
Start Frequency: 10,0000 Hz
Stop Frequency: 40,0000 kHz
Sweep: 2,000 s
Pre-Sweep: 100,0 ms
Extend Acquisition By: 50,00 ms
Secondary Source: None
Measured 1 2019.02.07. 14:24:57

Relative Level (1,00000 kHz) (2019.02.07. 14:24:57.572)



Relative Level (1,00000 kHz) Parameters

Mode: Normalized at Reference

Sequence Report



Ref Frequency: 1,00000 kHz

Result:  PASSED

Deviation (20,0000 Hz - 20,0000 kHz) (2019.02.07. 14:24:57.572)

Ch1 $\pm 0,155$ dB

Deviation (20,0000 Hz - 20,0000 kHz) Parameters

Min: 20,0000 Hz

Max: 20,0000 kHz

Signal Path1 : Signal to Noise Ratio

Waveform: Sine

Generator Level: 486,4 mVrms

DC Offset: 0,000 V

Frequency: 1,00000 kHz

Low-pass Filter: 20 kHz

Weighting Filter: Signal Path

High-pass Filter: 20 Hz

Signal to Noise Ratio (2019.02.07. 14:25:00.033)

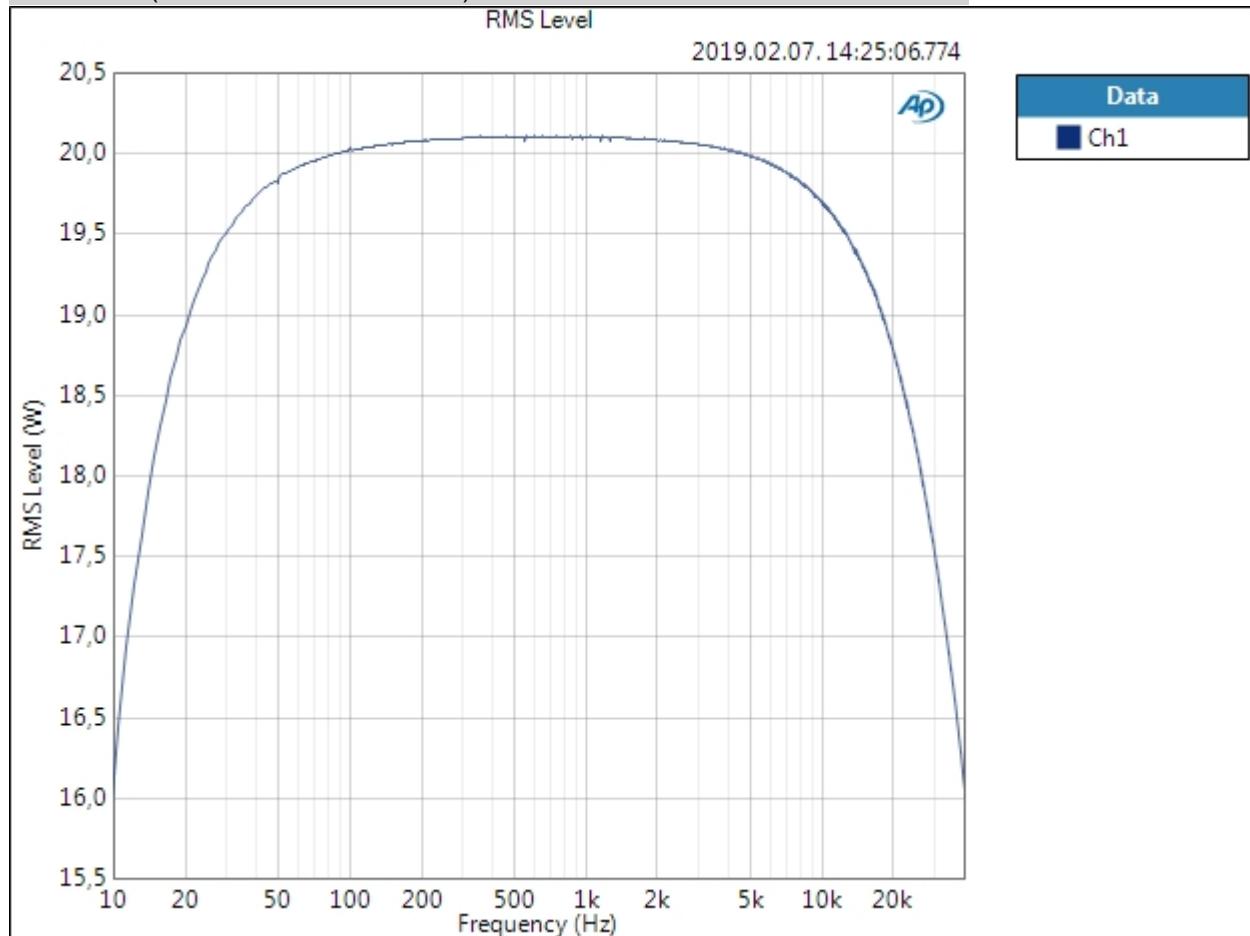
Ch1 74,237 dB

Sequence Report

Signal Path1 : Continuous Sweep

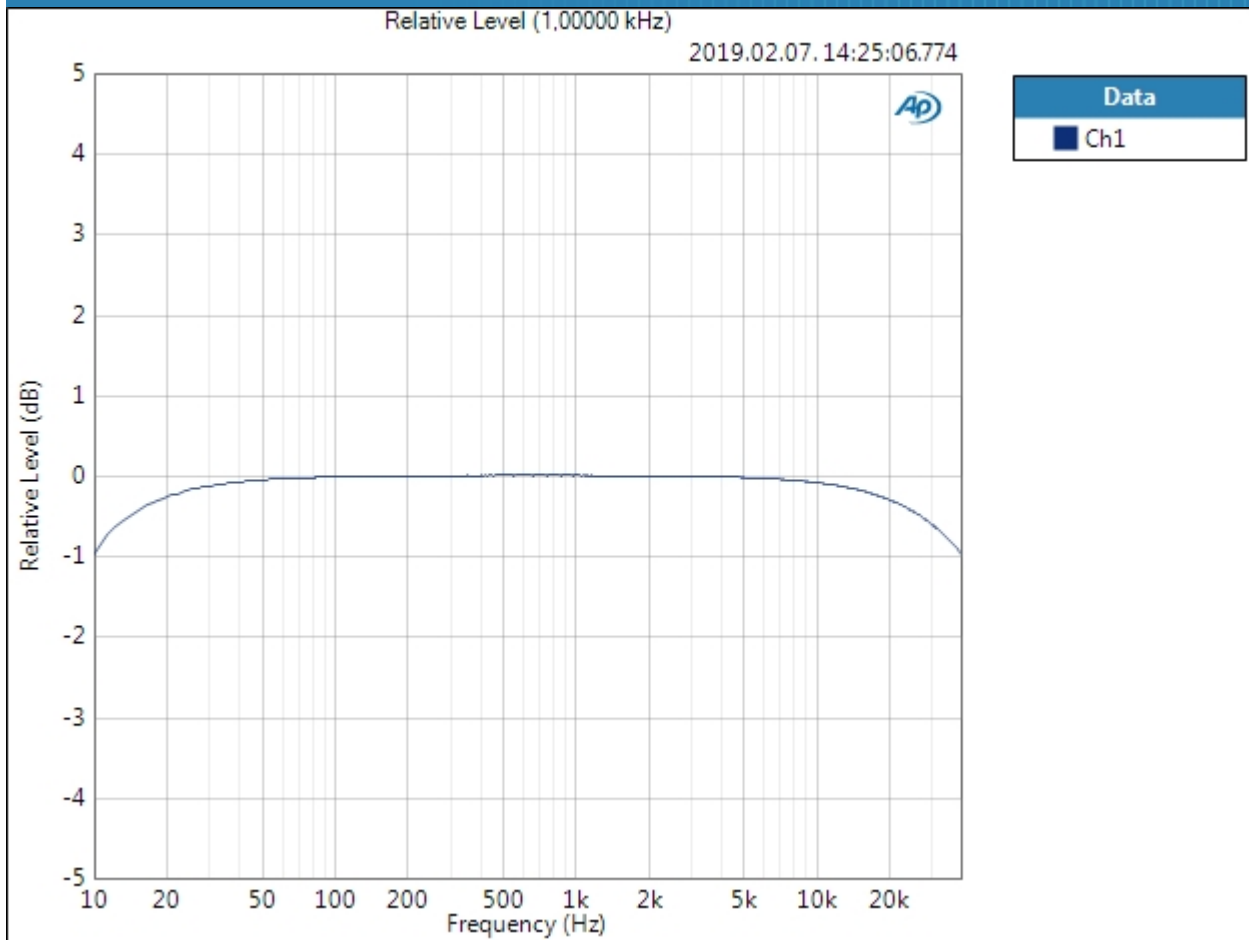
Generator Level: 486,4 mVrms
DC Offset: 0,000 V
EQ: None
Start Frequency: 10,0000 Hz
Stop Frequency: 40,0000 kHz
Sweep: 2,000 s
Pre-Sweep: 100,0 ms
Extend Acquisition By: 50,00 ms
Secondary Source: None
Measured 1 2019.02.07. 14:25:06

RMS Level (2019.02.07. 14:25:06.774)



Result: PASSED

Relative Level (1,00000 kHz) (2019.02.07. 14:25:06.774)



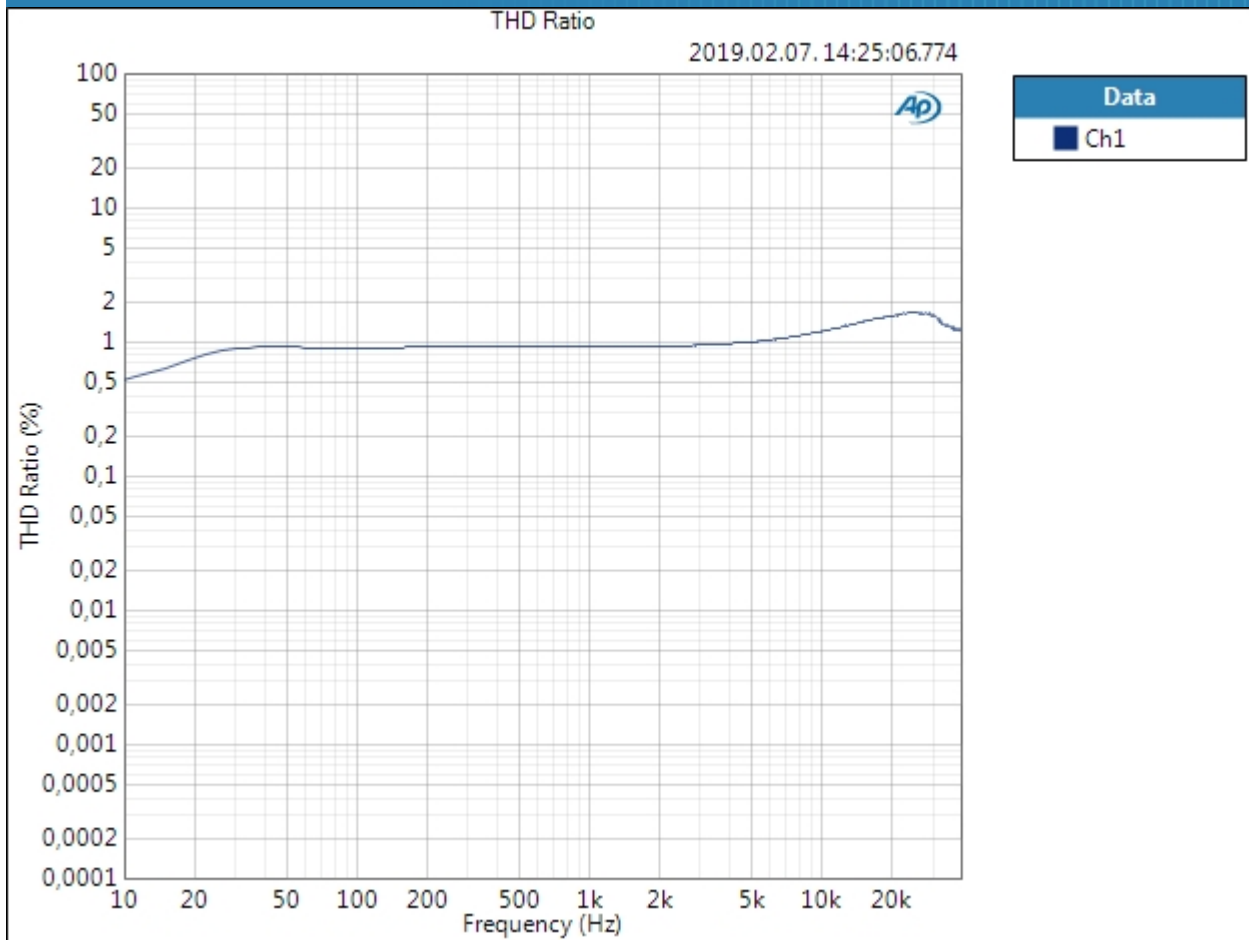
Relative Level (1,00000 kHz) Parameters

Mode: Normalized at Reference

Ref Frequency: 1,00000 kHz

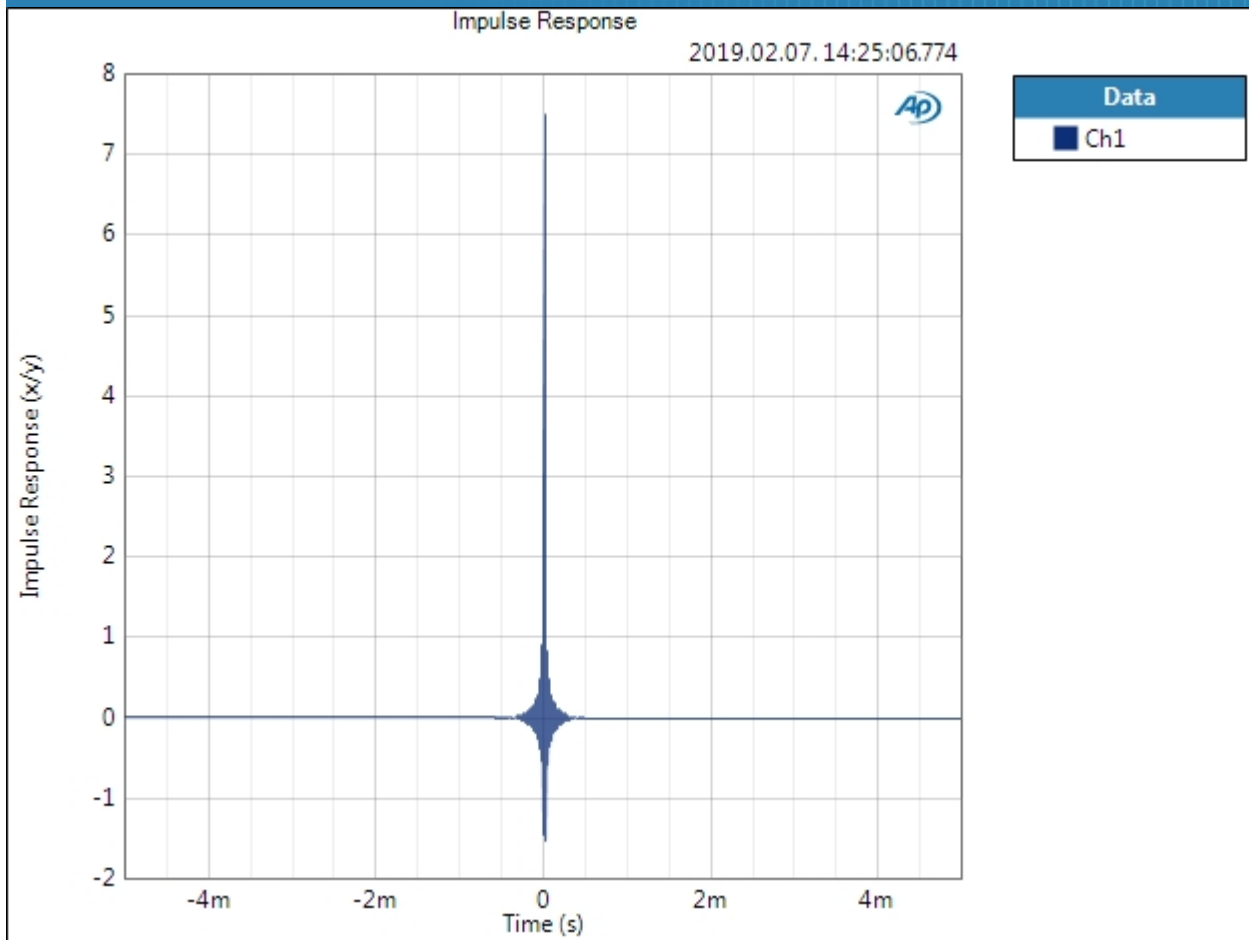
Result: ✔ PASSED

THD Ratio (2019.02.07. 14:25:06.774)



Result: PASSED

Impulse Response (2019.02.07.14:25:06.774)



Impulse Response Parameters

Interpolated: On

Result:  PASSED

Sequence Report



Signal Path1 : DIM

Generator Level: 486,4 mVrms

Waveform: DIM 30

Square Freq: 3,15000 kHz

Sine Freq: 15,0000 kHz

Mode: U1...U9

Low-pass Filter: 30 kHz

DIM Ratio (2019.02.07. 14:25:08.594)

Ch1 2,468355 %

Distortion Product Ratio (2019.02.07. 14:25:08.594)

Channel	U5	U4	f _q	U6	U3	U7	U2	U8	U1	U9	f _s
	750,0	2,400k	3,150k	3,900k	5,550k	7,050k	8,700k	10,20k	11,85k	13,35k	15,00k
Ch1	-48,01	-67,60	14,30	-76,51	-42,78	-51,76	-71,90	-73,55	-32,75	-54,78	0,00

Distortion Product Ratio Parameters

Frequency Unit: Hz

Ratio Unit: dB