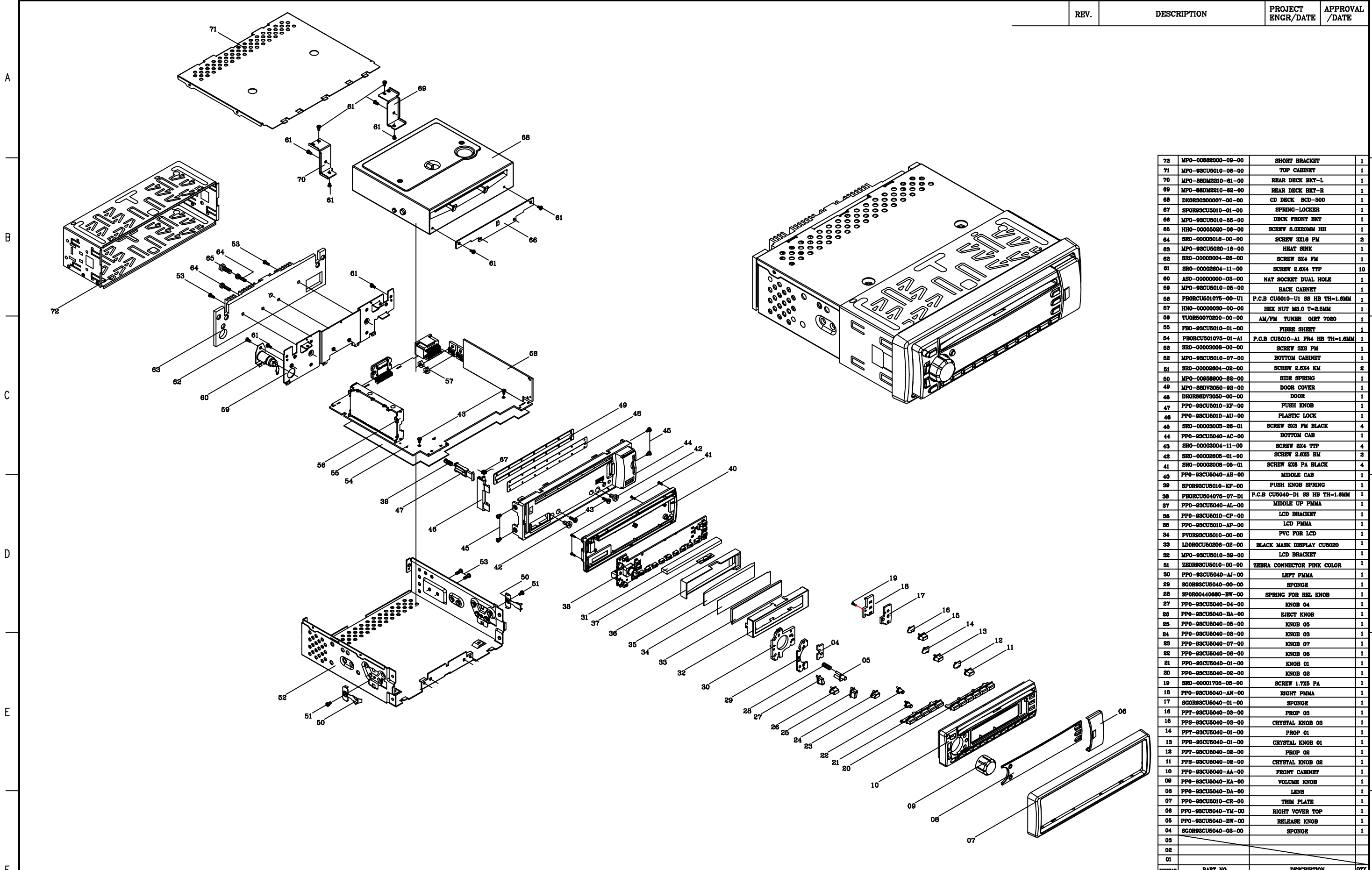


REV.	DESCRIPTION	PROJECT ENGR./DATE	APPROVAL /DATE
------	-------------	--------------------	----------------



REFNO	PART NO	DESCRIPTION	QTY
72	MPO-00882000-09-00	SHORT BRACKET	1
71	MPO-89CU5010-06-00	TOP CABINET	1
70	MPO-88DM2210-81-00	REAR DECK BKT-L	1
69	MPO-88DM2210-82-00	REAR DECK BKT-R	1
68	DKOR30300007-00-00	CD DECK SCD-300	1
67	SPOR93CU5010-01-00	SPRING-LOCKER	1
66	MPO-89CU5010-66-00	DECK FRONT BKT	1
65	HHO-00005080-08-00	SCREW 5.0X20MM HH	1
64	SRO-00003018-00-00	SCREW 3X18 PM	2
63	MPO-89CU5020-18-00	HEAT SINK	1
62	SRO-00003004-28-00	SCREW 3X4 PM	1
61	SRO-00002804-11-00	SCREW 2.5X4 TTP	10
60	ASO-00000000-03-00	NAT SOCKET DUAL HOLE	1
59	MPO-89CU5010-06-00	BACK CABINET	1
58	PBORCU501076-00-U1	P.C.B CUS010-U1 SS HB TH-1.6MM	1
57	HNO-00000030-00-00	HEX NUT MS.O T-2.5MM	1
56	TUOR50070800-00-00	AM/FM TUNER OIRT 7080	1
55	FBO-89CU5010-01-00	FIBRE SHEET	1
54	PBORCU501076-01-A1	P.C.B CUS010-A1 PH4 HB TH-1.6MM	1
53	SRO-00003008-00-00	SCREW 3X3 PM	1
52	MPO-89CU5010-07-00	BOTTOM CABINET	1
51	SRO-00002804-08-00	SCREW 2.5X4 KM	2
50	MPO-00858900-88-00	SIDE SPRING	1
49	MPO-88DV3060-88-00	DOOR COVER	1
48	DROR88DV3060-00-00	DOOR	1
47	PP0-89CU5010-KF-00	PUSH KNOB	1
46	PP0-89CU5010-AU-00	PLASTIC LOCK	1
45	SRO-00003003-26-01	SCREW 3X3 PM BLACK	4
44	PP0-89CU5040-AC-00	BOTTOM CAB	1
43	SRO-00003004-11-00	SCREW 3X4 TTP	4
42	SRO-00002805-01-00	SCREW 2.5X3 BM	2
41	SRO-00002808-05-01	SCREW 2X3 PA BLACK	4
40	PP0-89CU5040-AB-00	MIDDLE CAB	1
39	SPOR93CU5010-KF-00	PUSH KNOB SPRING	1
38	PBORCU504076-07-D1	P.C.B CUS040-D1 SS HB TH-1.6MM	1
37	PP0-89CU5040-AL-00	MIDDLE UP PMMA	1
36	PP0-89CU5010-CP-00	LCD BRACKET	1
35	PP0-89CU5010-AP-00	LCD PMMA	1
34	PVOR93CU5010-09-00	PVC FOR LCD	1
33	LDOROCU50208-08-00	BLACK MARK DISPLAY CUS080	1
32	MPO-89CU5010-39-00	LCD BRACKET	1
31	ZBOR93CU5010-00-00	ZEBRA CONNECTOR PINK COLOR	1
30	PP0-89CU5040-AJ-00	LEFT PMMA	1
29	SGOR93CU5040-00-00	SPONGE	1
28	SPOR00440680-BW-00	SPRING FOR REL KNOB	1
27	PP0-89CU5040-04-00	KNOB 04	1
26	PP0-89CU5040-BA-00	EJECT KNOB	1
25	PP0-89CU5040-06-00	KNOB 06	1
24	PP0-89CU5040-03-00	KNOB 03	1
23	PP0-89CU5040-07-00	KNOB 07	1
22	PP0-89CU5040-08-00	KNOB 08	1
21	PP0-89CU5040-01-00	KNOB 01	1
20	PP0-89CU5040-02-00	KNOB 02	1
19	SRO-00001705-05-00	SCREW 1.7X5 PA	1
18	PP0-89CU5040-AN-00	RIGHT PMMA	1
17	SGOR93CU5040-01-00	SPONGE	1
16	PPT-89CU5040-03-00	PROP 03	1
15	PPB-89CU5040-03-00	CRYSTAL KNOB 03	1
14	PPT-89CU5040-01-00	PROP 01	1
13	PPB-89CU5040-01-00	CRYSTAL KNOB 01	1
12	PPT-89CU5040-02-00	PROP 02	1
11	PPB-89CU5040-02-00	CRYSTAL KNOB 02	1
10	PP0-89CU5040-AA-00	FRONT CABINET	1
09	PP0-89CU5040-KA-00	VOLUME KNOB	1
08	PP0-89CU5040-DA-00	LENS	1
07	PP0-89CU5010-CR-00	TRIM PLATE	1
06	PP0-89CU5040-YM-00	RIGHT VOYER TOP	1
05	PP0-89CU5040-BW-00	RELEASE KNOB	1
04	SGOR93CU5040-03-00	SPONGE	1
03			
02			
01			

NOTE :  
 UNLESS OTHERWISE SPECIFIED :  
 1. TOLERANCE : 0 - 50 mm ± 0.10  
 50 - 100 mm ± 0.15  
 OVER 100 mm ± 0.20  
 ANGLE 100 mm ± 0.50 DEG.  
 2. ALL DIMENSIONS ARE IN mm.  
 3. BREAK ALL SHARP CORNERS.  
 4. FOR SHEET METAL PARTS, BURRS < 0.04 & < 0.08 AT FINAL CUT OFF PORTION

**AUTOSOUND**

MODEL: 5040 PART NAME: EXPLODE VIEW

PART NO. CU5040HRFL4+ESP+MP3+RDS+USB+MMC+ISO

SCALE: NONE SHEET: 1 OF 1

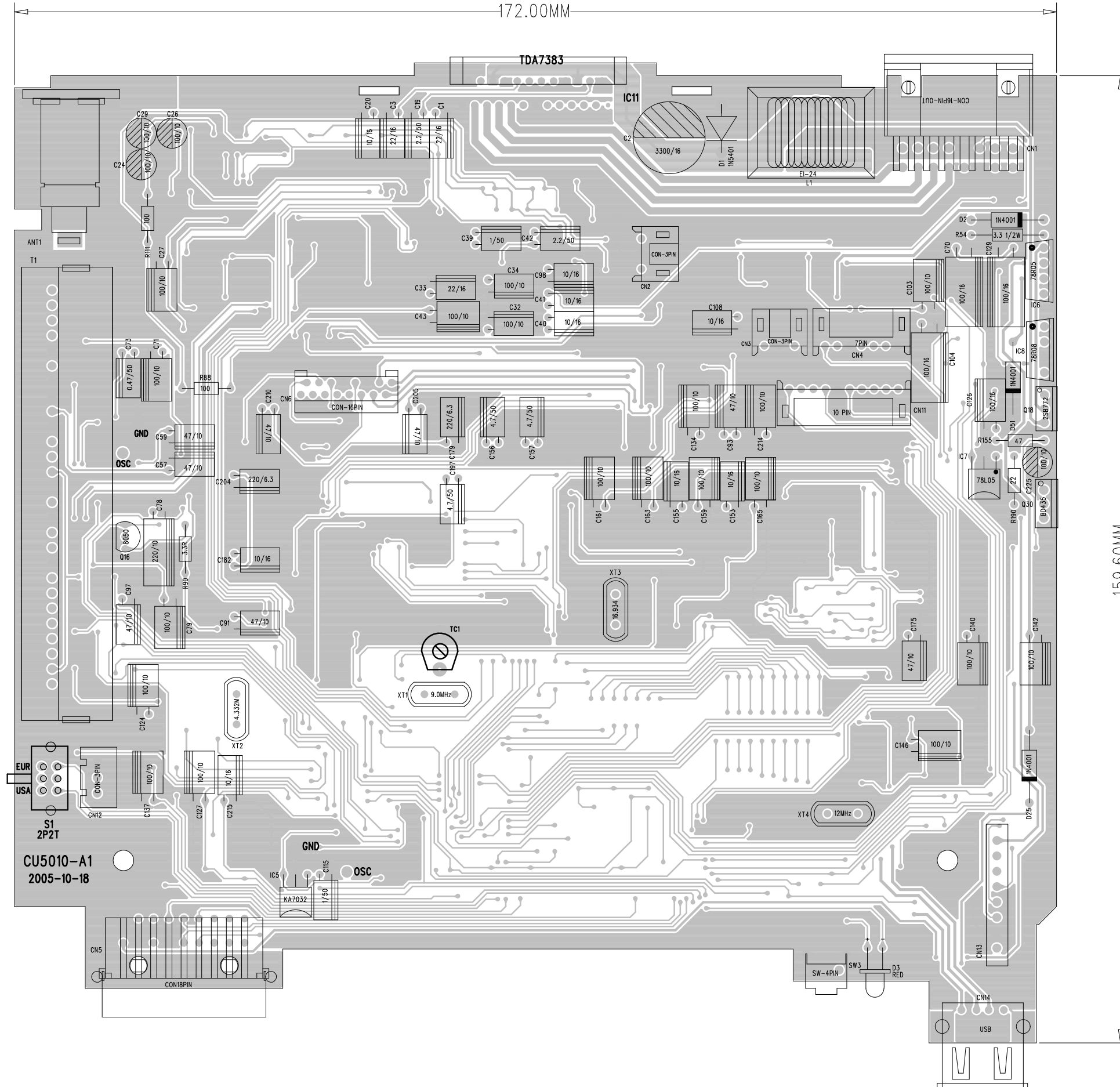
SIZE: A2 FINISH: QTY: 1

DRAWN BY: ??? DATE: 2006.11.21

CHECKED BY: DATE: AUDITING BY: DATE: APPROVED BY: DATE:

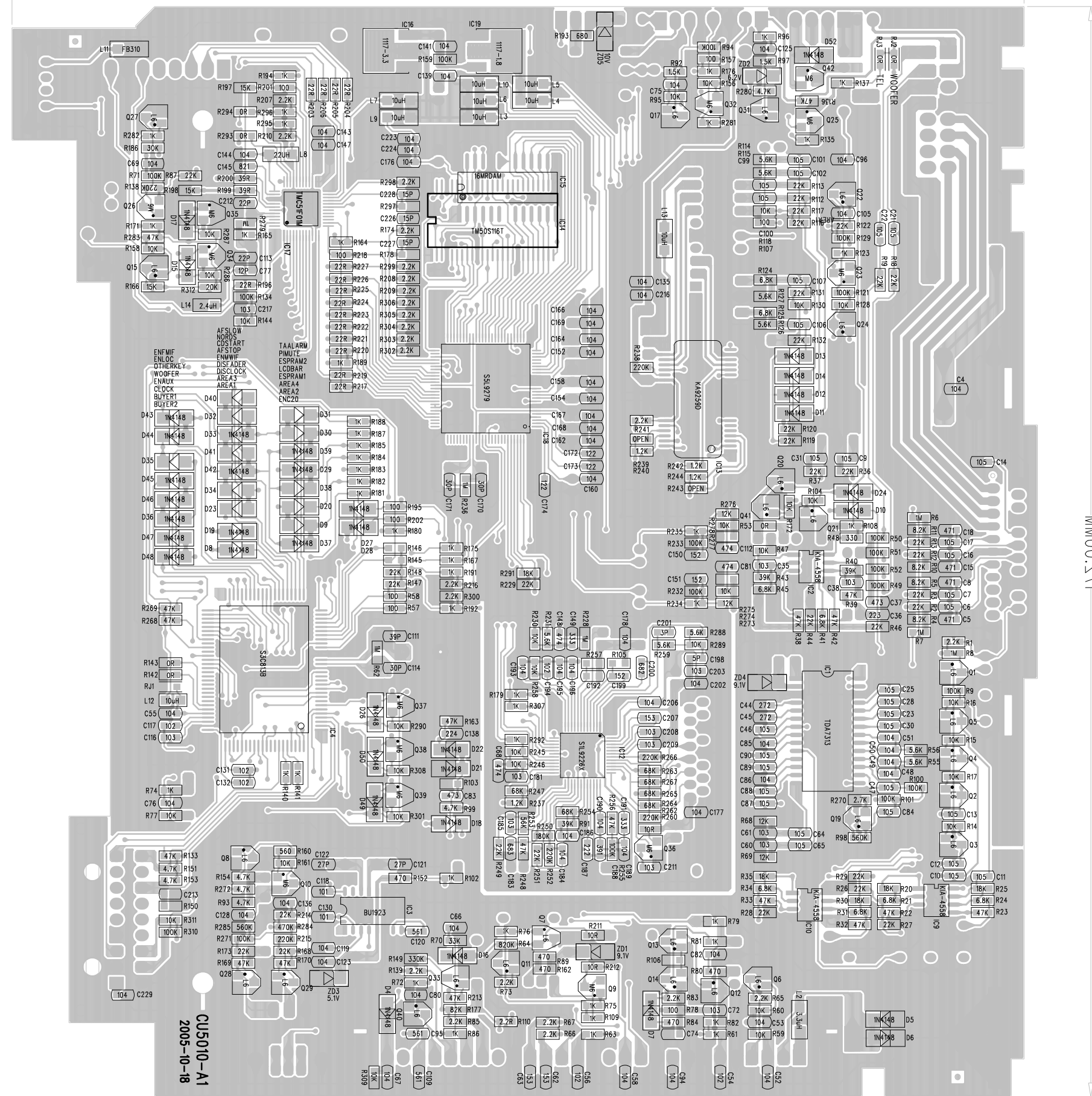
TH=1.6MM

172.00MM



159.60MM

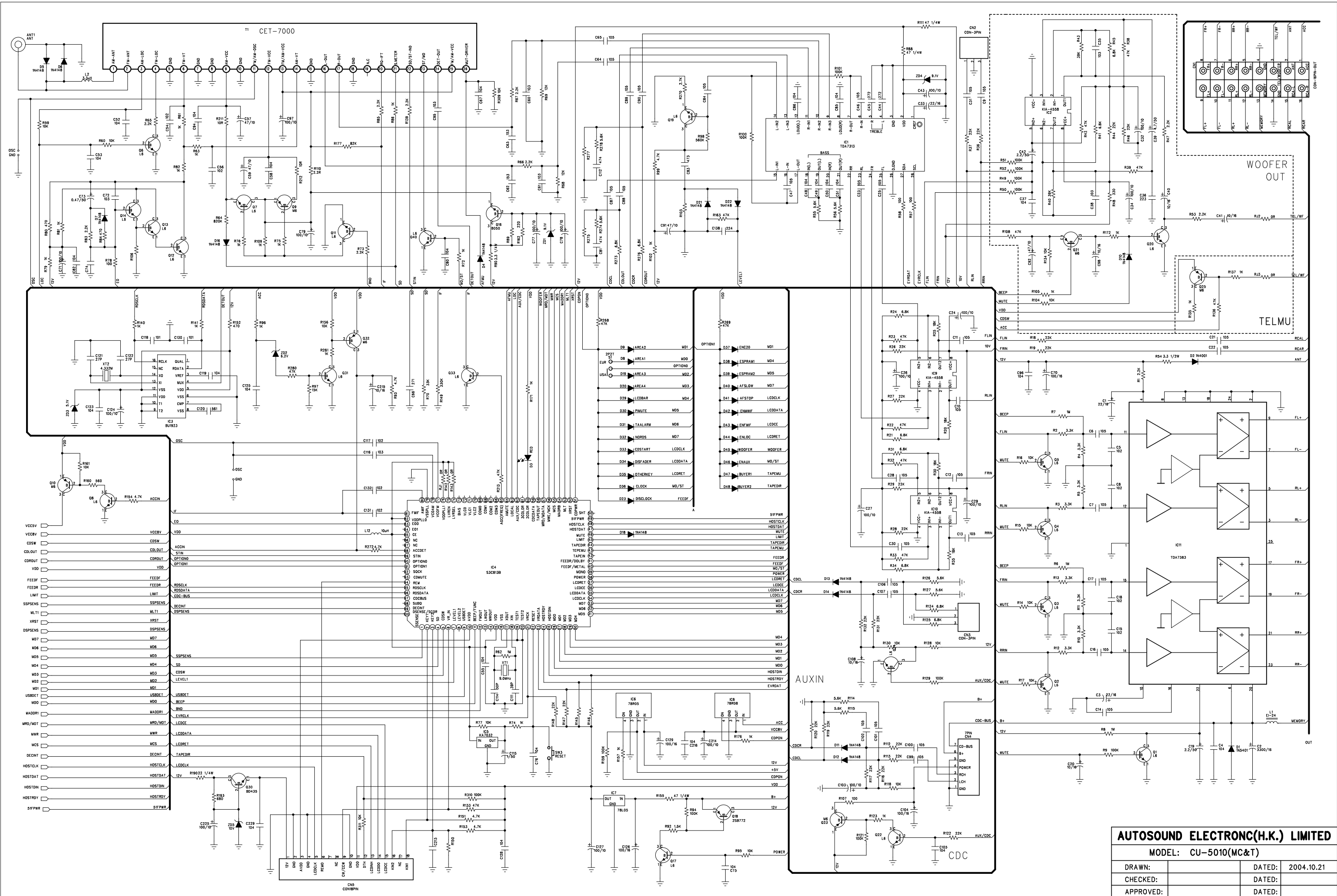
MM02.P21



CU5010-A1  
2005-10-18

MM00.S11

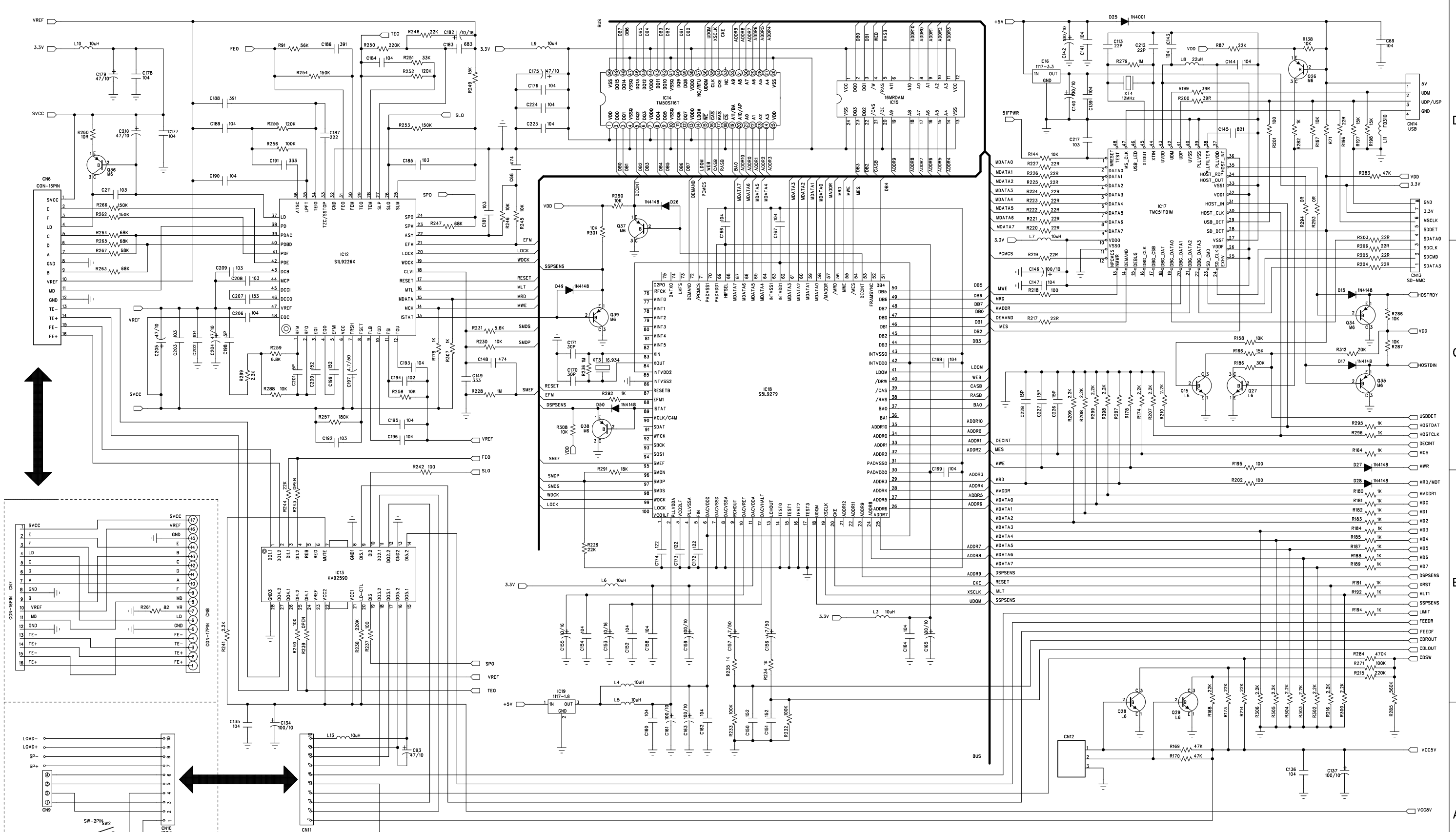
MM0.J=HT



<b>AUTOSOUND ELECTRONC(H.K.) LIMITED</b>	
MODEL: CU-5010(MC&T)	
DRAWN:	DATED: 2004.10.21
CHECKED:	DATED:
APPROVED:	DATED:

D  
C  
B  
A

D  
C  
B  
A



<b>AUTOSOUND ELECTRONIC(H.K.) LIMITED</b>			
<b>MODEL: CU-5010(MC&amp;T)</b>			
DRAWN:		DATED:	2004.10.21
CHECKED:		DATED:	
APPROVED:		DATED:	