


Service Manual

VIDEO MONITOR
WV-5410



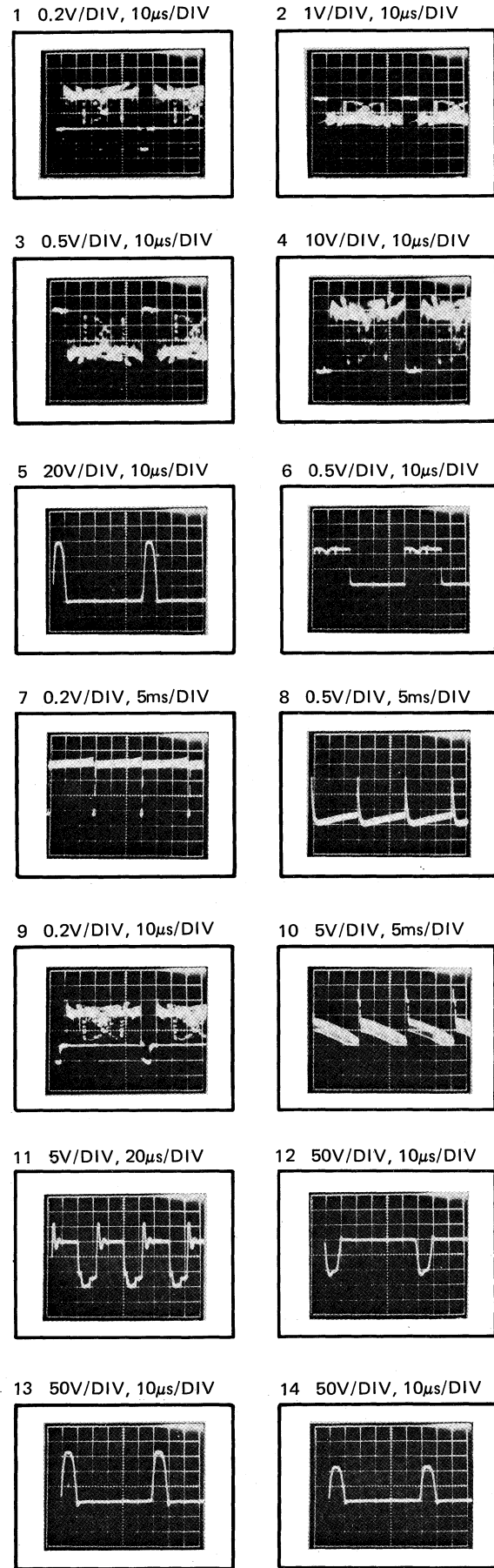
- Capacitor C13 has been changed to improve the frequency characteristic.
- Capacitors, C42 and C43, have been changed to prevent overheating of transistor Q15.
- Variable resistor VR5 has been changed to enlarge adjustment range of vertical hold.
- Video/Deflection circuit board has been changed to improve the productivity.
- Please file this supplement service manual with the service manual Order No. VKD82020620C8.

REPLACEMENT PARTS LIST

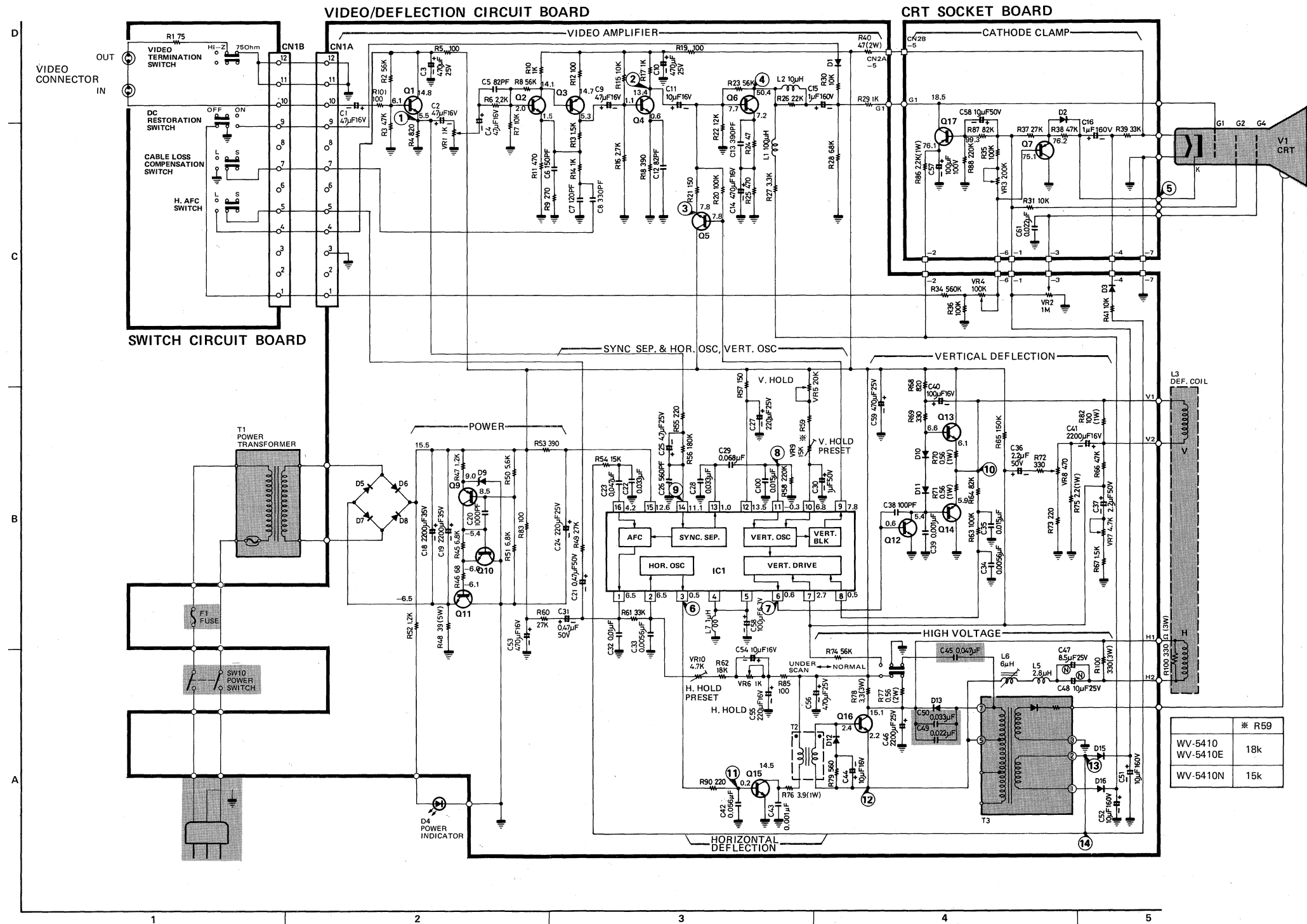
- This replacement parts list only includes changed portion.

| SYMBOL NO. | ORIGINAL PART NO. | NEW PART NO. | DESCRIPTION | |
|---------------------------------------|-------------------|--------------|-------------------|--------------------|
| YFVPKB5410EA | | | | |
| VIDEO/DEFLECTION CIRCUIT BOARD | | | | |
| C13 | ECKR1H102KB | ECKR1H391KB | Celamic | 390pF 50V |
| C42 | ECQP1102JZ | ECQV05563JZ | Plastic | 0.056 μ F 50V |
| C43 | ECQV05563JZ | ECQP1102JZ | Plastic | 0.001 μ F 100V |
| VR5 | EVHOTAS20B14 | EVHOTAS20B24 | Variable Resistor | 20K Ω |

SIGNAL WAVEFORMS



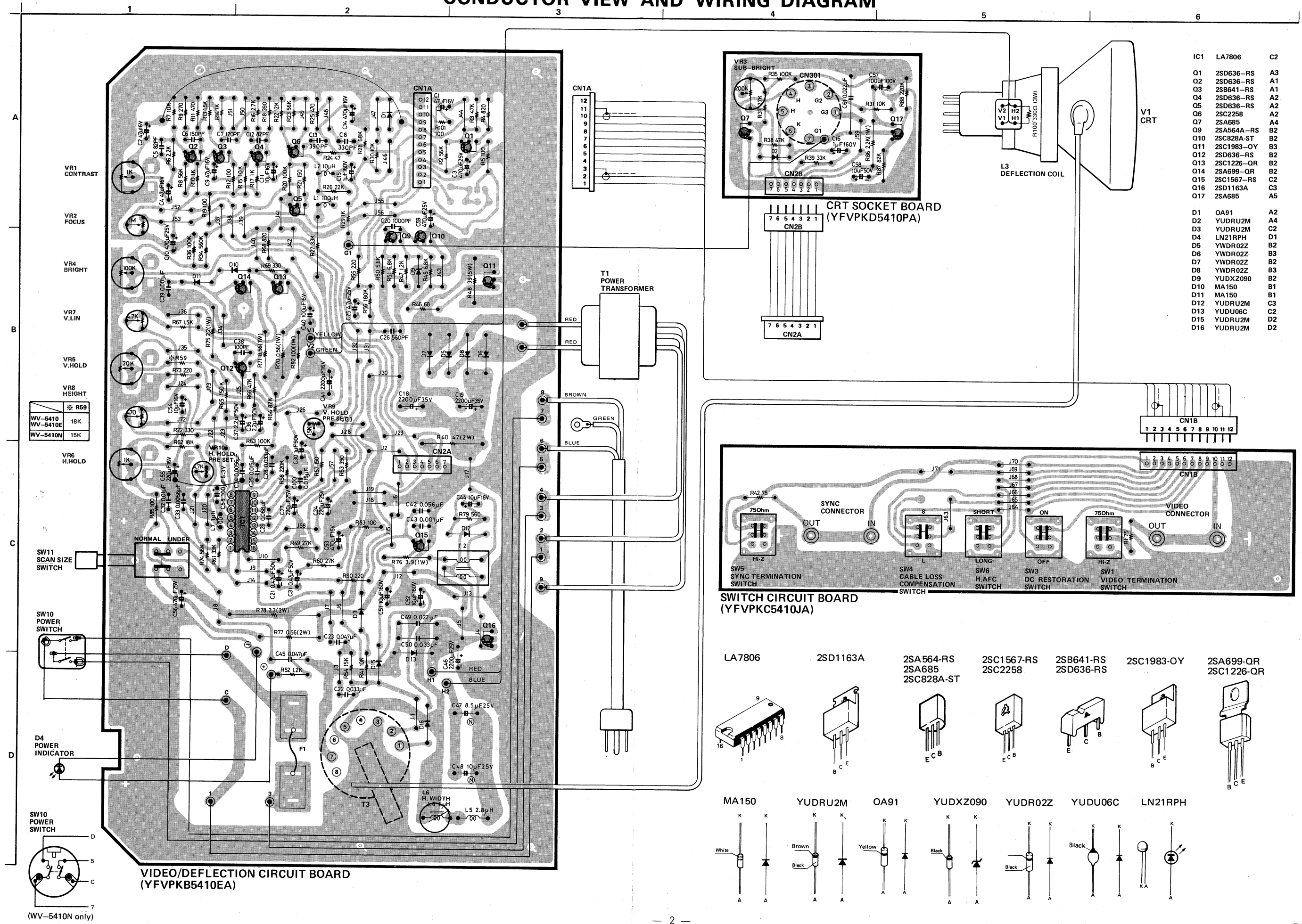
SCHEMATIC DIAGRAM



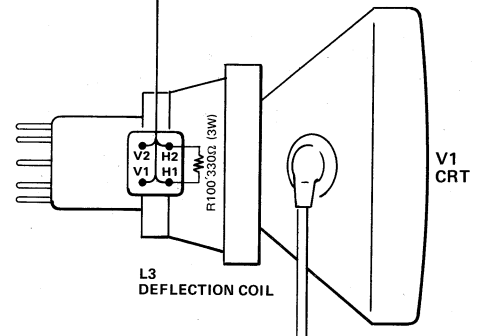
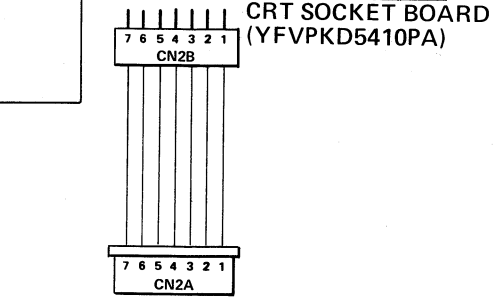
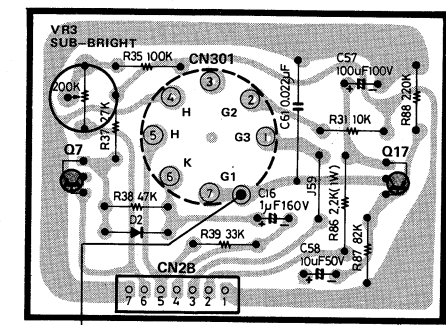
PRODUCT SAFETY NOTE

The shaded area on this schematic diagram incorporates special features important for protection from X-Radiation, fire and electrical shock hazards. When servicing it is essential that only manufacturer's specified parts be used for the critical components in the shaded areas of the schematic.

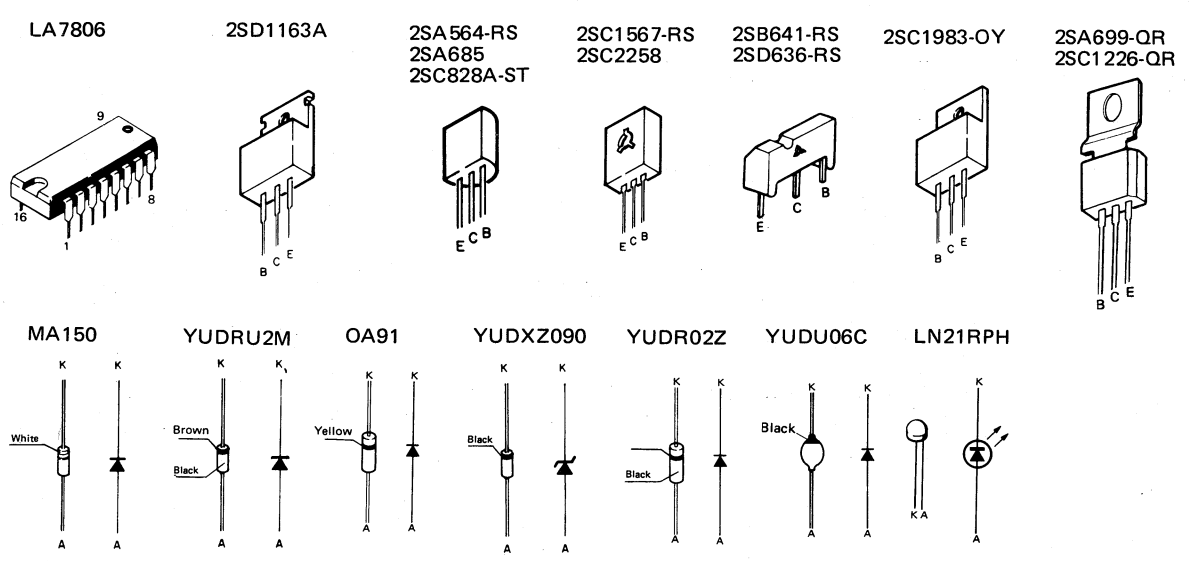
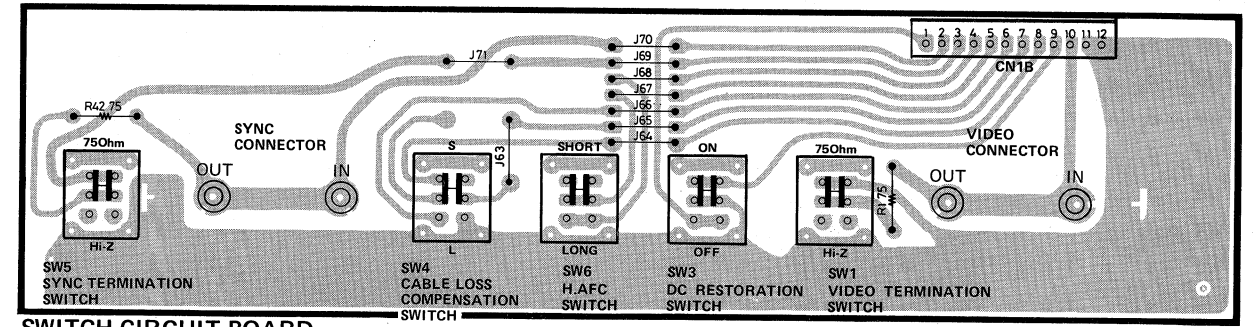
CONDUCTOR VIEW AND WIRING DIAGRAM



| | | |
|----------|--------|-------|
| VR8 | HEIGHT | ※ R59 |
| WV-5410 | | 18K |
| WV-5410E | | 15K |
| WV-5410N | | 15K |



| | | |
|-----|------------|----|
| IC1 | LA7806 | C2 |
| Q1 | 2SD636-RS | A3 |
| Q2 | 2SD636-RS | A1 |
| Q3 | 2SB641-RS | A1 |
| Q4 | 2SD636-RS | A2 |
| Q5 | 2SD636-RS | A2 |
| Q6 | 2SC2258 | A2 |
| Q7 | 2SA685 | A4 |
| Q9 | 2SA564A-RS | B2 |
| Q10 | 2SC828A-ST | B2 |
| Q11 | 2SC1983-OY | B3 |
| Q12 | 2SD636-RS | B2 |
| Q13 | 2SC1226-QR | B2 |
| Q14 | 2SA699-OR | B2 |
| Q15 | 2SC1567-RS | C2 |
| Q16 | 2SD1163A | C3 |
| Q17 | 2SA685 | A5 |
| D1 | OA91 | A2 |
| D2 | YUDRU2M | A4 |
| D3 | YUDRU2M | C2 |
| D4 | LN21RPH | D1 |
| D5 | YWDR02Z | B2 |
| D6 | YWDR02Z | B3 |
| D7 | YWDR02Z | B2 |
| D8 | YWDR02Z | B3 |
| D9 | YUDXZ090 | B2 |
| D10 | MA150 | B1 |
| D11 | MA150 | B1 |
| D12 | YUDRU2M | C3 |
| D13 | YUDU06C | C2 |
| D15 | YUDRU2M | D2 |
| D16 | YUDRU2M | D2 |



VIDEO/DEFLECTION CIRCUIT BOARD (YFVPKB5410EA)
(WV-5410N only)