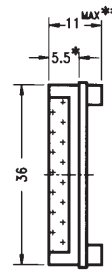
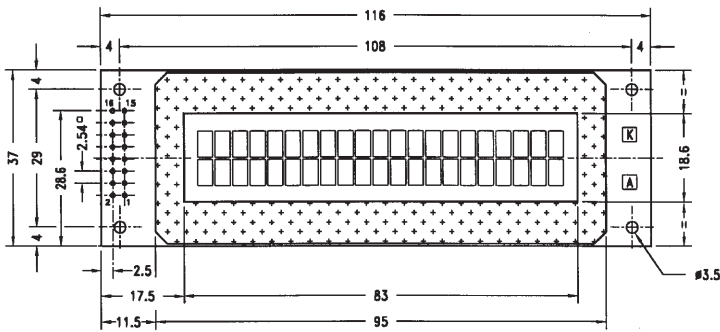


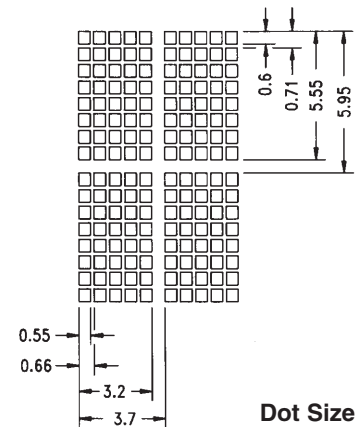
BT 22005

2 Lines x 20 Characters



* LED BACKLIGHT VERSION = 8.4
 ** LED BACKLIGHT VERSION = 1.4^{MAX}

Tolerances : +/- 0.5



Dot Size

Dimensions [mm]

MECHANICAL DATA

Parameter	Width x Height x Depth	Unit
Outline Dimensions	116 x 37 x 10 (with LED: 13)	mm
Effective viewing area	83 x 18.6	mm
Dot Size	0.55 x 0.65	mm
Dot Pitch	0.60 x 0.70	mm
Character Matrix	5 x 7	dots
Character Size	3.2 x 4.85	mm
Character Pitch	3.7 x 5.95	mm
Weight	Approximate 51 (with LED: 67)	g

ABSOLUTE MAXIMUM RATINGS

Parameter	Symbol	Min.	Max.	Unit
Supply Voltage (Logic)	$V_{DD} (V_{DD}-V_{SS})$	0	7.0	V
Supply Voltage (LCD Driver)	$V_{EE}(V_{DD}-V_0)$	0	13.5	V
Input Voltage	V_I	V_{SS}	V_{DD}	V
Operating Temperature	T_{OP}	See Page 11		°C
Storage Temperature	T_{ST}	See Page 11		°C

ELECTRICAL CHARACTERISTICS

Condition: $T_a = 25^\circ\text{C}$, $V_{DD} = 5.0 \pm 0.25\text{ V}$

Parameter	Symbol	Min.	Typ	Max.	Unit
Input Voltage HIGH	V_{INH}	2.2	---	---	V
Input Voltage LOW	V_{INL}	---	---	0.6	V
Output Voltage HIGH	V_{OH}	2.4	---	---	V
Output Voltage LOW	V_{OL}	---	---	0.4	V
Supply Current (Logic)	I_{DD}	---	1.6	---	mA
Supply Current (LCD Driver)	I_0	---	0.5	---	mA
Duty Ratio	---	---	1 / 16	---	---

LED BACKLIGHT (STANDARD COLOR GREEN)

Parameter	Symbol	Min.	Typ	Max.	Unit
Supply Voltage	V_F	3.8	4.1	4.4	V
Supply Current	I_F [at 25°C]	---	180	360	mA
Lamp Style	---	---	04	---	---
LED Segments	---	---	18	---	pcs

PIN TABLE

Pin	Symbol	Signal Description
1	V_{SS}	GND (0 V)
2	V_{DD}	Power Supply (5 V)
3	V_0	Supply Voltage (LCD Driver)
4	RS	Register Select - LOW = Instruction, High = Data
5	R / \bar{W}	Read / Write LOW = MPU to LCM, HIGH = LCM to MPU
6	E	Enable R / \bar{W} = LOW: Data are taking over at falling edge of E R / \bar{W} = HIGH: Data can be read at E = 1
7 to 14	DB ₀ to DB ₇	Data Bus - Software selectable 4 or 8 Bit Mode
15	+ V_{LED}	Anode of LED Unit
16	- V_{LED}	Cathode of LED Unit

ADDITIONAL INFORMATION

- ◆ Display Connector Type - SL-2-14-00 / 90
- ◆ Controller Type - SPLC 780 (1) or compatible

BLOCK DIAGRAM

