

The 2SB560/2SD438 are epitaxial planar transistors for complementary push-pull pair having high reverse voltage and low saturation voltage, and suitable universal AF power amplifier use.

():2SB560

Absolute Maximum Ratings at Ta=25°C

			unit
Collector to Base Voltage	V_{CBO}	(-)100	V
Collector to Emitter Voltage	V_{CEO}	(-)80	V
Emitter to Base Voltage	V_{EBO}	(-)5	V
Collector Current	I_C	(-)0.7	A
Collector Current(Pulse)	I_{CP}	(-)1.0	A
Collector Dissipation	P_C	900	mW
Junction Temperature	T_J	150	°C
Storage Temperature	T_{stg}	-55 to +150	°C

Electrical Characteristics at Ta=25°C

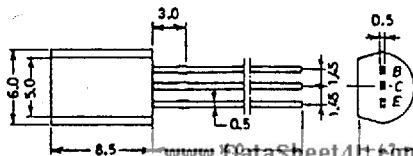
			min	typ	max	unit
Collector Cutoff Current	I_{CBO}	$V_{CB}=(-)20V, I_E=0$			(-)1.0	μA
Emitter Cutoff Current	I_{EBO}	$V_{EB}=(-)4V, I_C=0$			(-)1.0	μA
DC Current Gain	$h_{FE}(1)$	$V_{CE}=(-)5V, I_C=(-)50mA$	60*		560*	
		$h_{FE}(2)$	$V_{CE}=(-)5V, I_C=(-)0.5A$	30		
Gain-Bandwidth Product	f_T	$V_{CE}=(-)10V, I_C=(-)50mA$		100		MHz
Output Capacitance	c_{ob}	$V_{CB}=(-)10V, f=1MHz$		(15)		pF
				10		pF
C-B Breakdown Voltage	$V(BR)_{CBO}$	$I_C=10\mu A$			(-)100	V
C-E Breakdown Voltage	$V(BR)_{CEO}$	$I_C=1mA, R_{BE}=\infty$			(-)80	V
E-B Breakdown Voltage	$V(BR)_{EBO}$	$I_E=(-)10\mu A, I_C=0$			(-)5	V
C-E Saturation Voltage	$V_{CE(sat)}$	$I_C=(-)500mA, I_B=(-)50mA$			(-0.3)(-0.8)	V
					0.2 0.6	V
E-E Saturation Voltage	$V_{BE(sat)}$	$I_C=(-)500mA, I_B=(-)50mA$			(-)0.85(-)1.2	V

* The 2SB560/2SD438 are classified by 50mA h_{FE} as follows.

60	D	120	100	E	200	160	F	320	280	G	560
----	---	-----	-----	---	-----	-----	---	-----	-----	---	-----

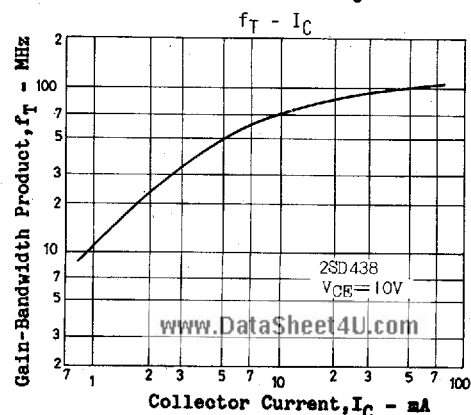
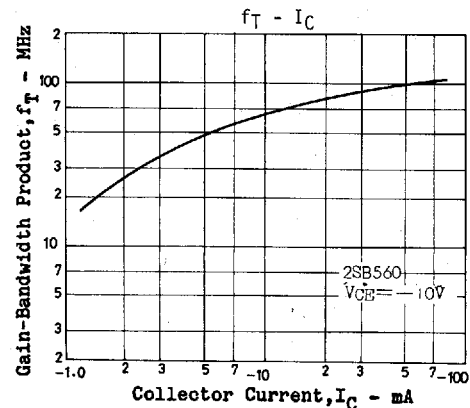
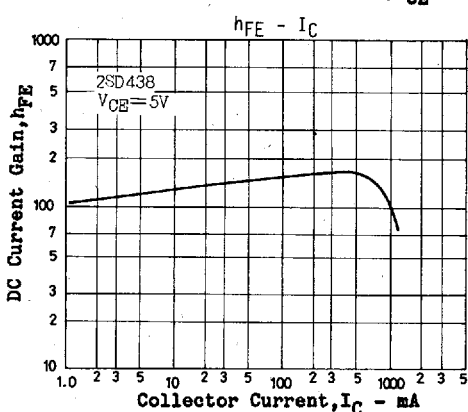
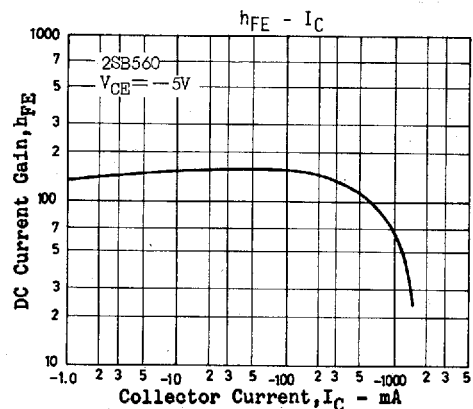
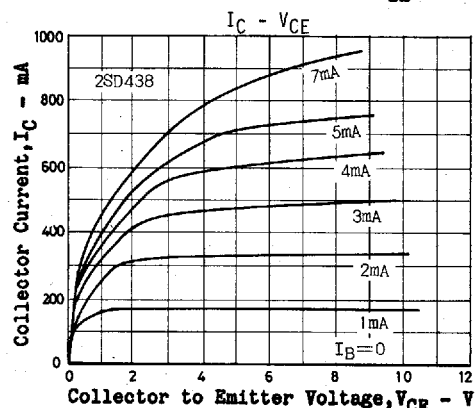
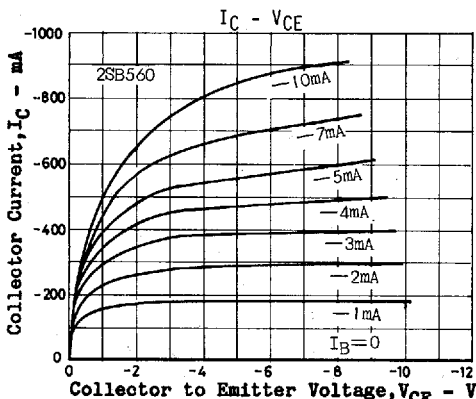
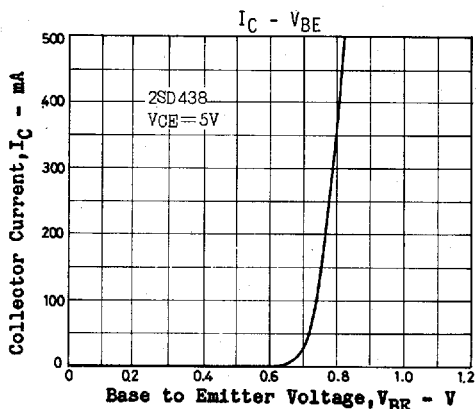
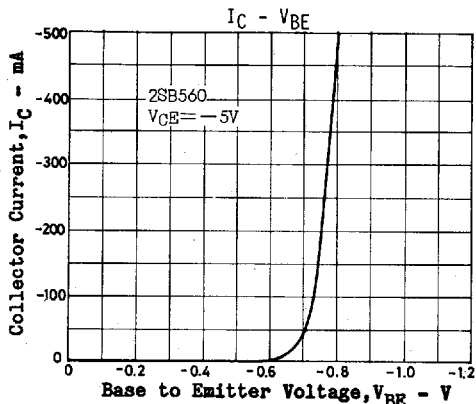
Case Outline 2006A

(unit:mm)

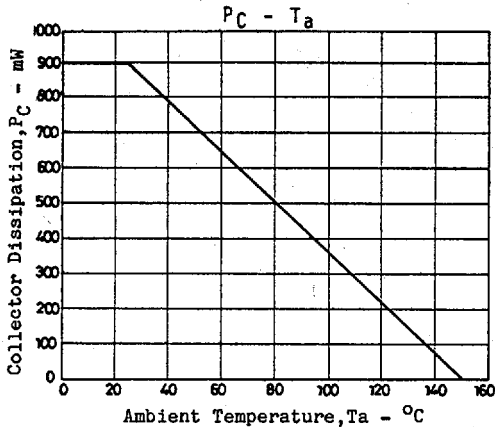
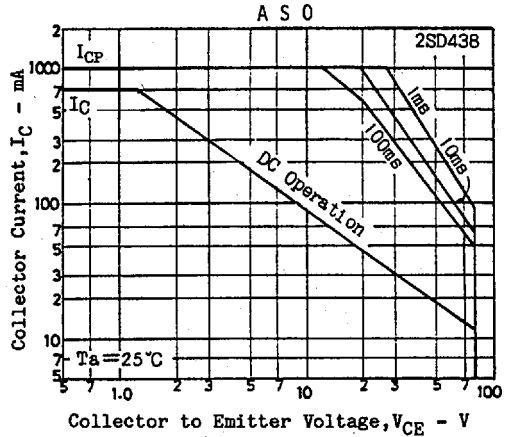
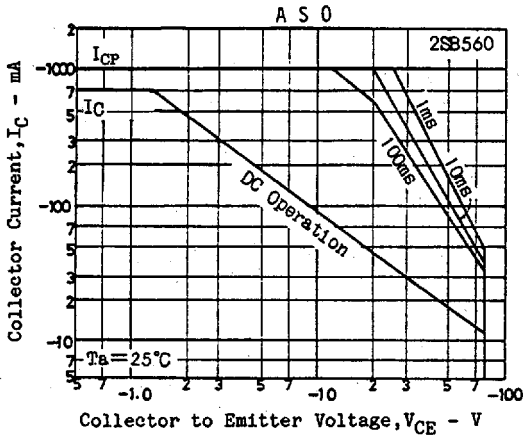
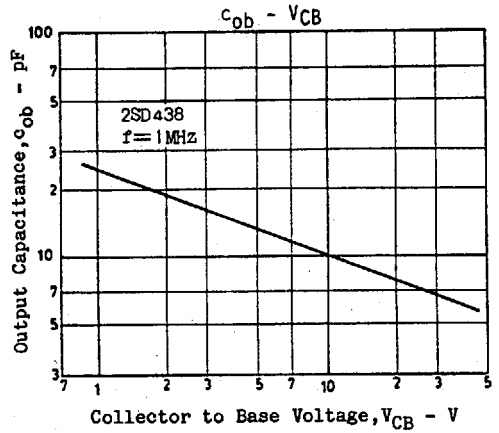
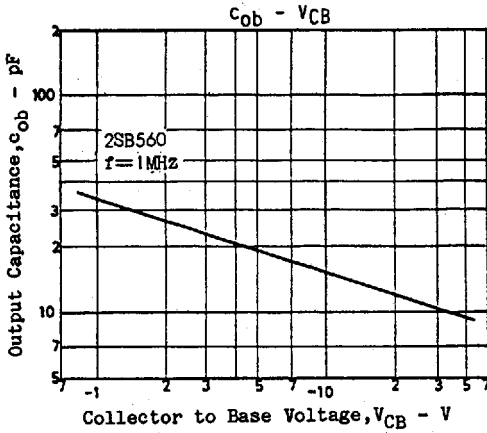


EIAJ: SC-51
SANYO:MP

B: Base
C: Collector
E: Emitter



2SB560/2SD438

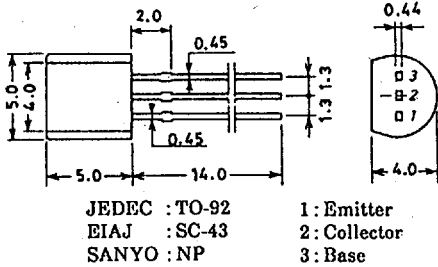


CASE OUTLINES OF LEAD FORMED SMALL SIGNAL TRANSISTORS

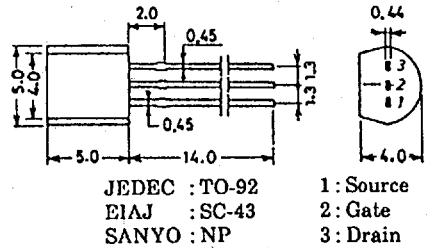
www.DataSheet4U.com

- All of Sanyo lead formed small signal transistor case outlines are illustrated below.
- All dimensions are in mm, and dimensions which are not followed by min. or max. are represented by typical values.
- No marking is indicated.

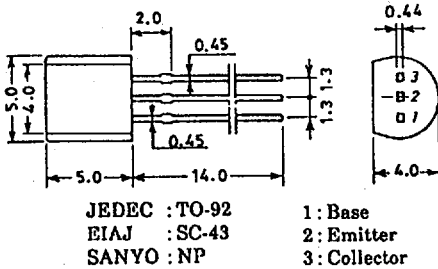
Case Outline 2003A/2003B (unit : mm)



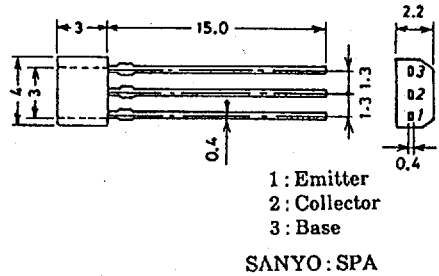
Case Outline 2019A/2019B (unit : mm)



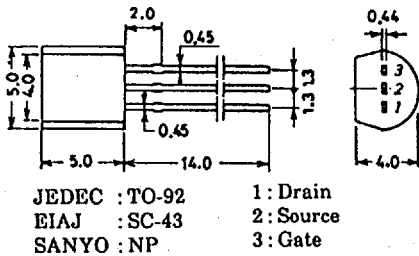
Case Outline 2004A (unit : mm)



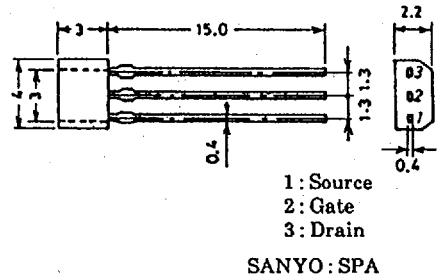
Case Outline 2033 (unit : mm)



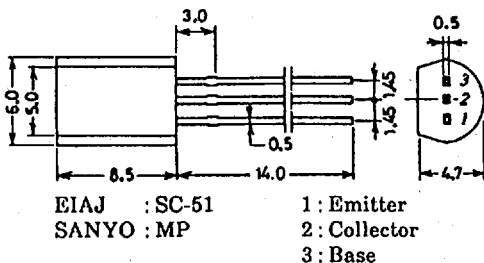
Case Outline 2005A (unit : mm)



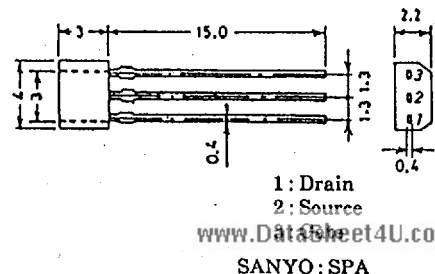
Case Outline 2034/2034A (unit : mm)



Case Outline 2006A (unit : mm)

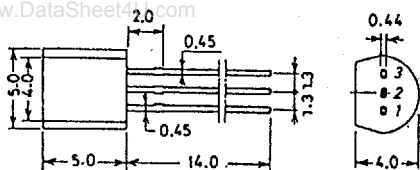


Case Outline 2040 (unit : mm)



Case Outline 2061 (unit : mm)

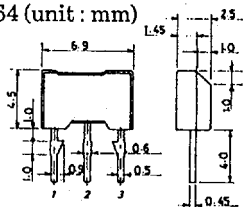
www.DataSheet4U.com



JEDEC : TO-92
EIAJ : SC-43
SANYO : NP

1 : Emitter
2 : Base
3 : Collector

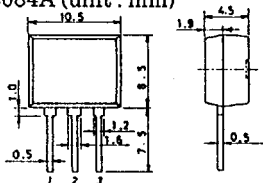
Case Outline 2064 (unit : mm)



1 : Emitter
2 : Collector
3 : Base

SANYO: NMP

Case Outline 2084A (unit : mm)



1 : Emitter
2 : Collector
3 : Base

SANYO: FLP

www.DataSheet4U.com