



Wharfedale
Pro

EVP-X SERIES PROFESSIONAL SPEAKER USER MANUAL


EVP-X12 • EVP-X12M • EVP-X15 • EVP-X15M • EVP-X215
EVP-X15B • EVP-X18B Subwoofers

⚠ WARNING & SAFETY INSTRUCTIONS

- | | |
|---|--|
| <p>1. READ INSTRUCTIONS carefully before operating this product.</p> <p>2. RETAIN these instructions.</p> <p>3. COMPLY WITH WARNINGS - All warnings and instructions for this product should be adhered to.</p> <p>4. USE WITH AMPLIFIERS - In order to avoid damage, it is advisable to establish and follow a pattern for turning on and off any sound system. With all system parts connected, turn on source equipment, tape decks, instruments, mixers, signal processors etc., BEFORE turning on your power amplifier. Many products output turn on and turn off transients that can damage speakers. By turning on your power amplifier LAST and making sure the amplifier's input controls are at minimum any transients "upstream" of the amplifier are not amplified and passed to the speaker. Wait until all system parts have stabilised, then bring up amplifier controls to operating level. This should take no more than a few seconds. Similarly when shutting systems down, always turn down amplifier input controls and then turn off your amplifier BEFORE shutting down other components. Professional amplifiers often feature delayed turn on/off circuits to perform these functions for you automatically.</p> | <p>5. CABLES - Never use shielded or microphone cable for any speaker connection as this will not be heavy enough to handle the amplifier load and could cause damage to the complete system.</p> <p>6. ⚠ ⚠ RIGGING • SUSPENDING • MOUNTING
The rigging suspension or mounting of this speaker system can expose members of the public to serious health risks and even death. UNDER NO CIRCUMSTANCES ATTEMPT TO RIG, SUSPEND OR OTHERWISE MOUNT THIS SYSTEM UNLESS YOU ARE FULLY QUALIFIED AND CERTIFIED TO DO SO BY RELEVANT LOCAL, STATE AND NATIONAL AUTHORITIES. ALL RELEVANT SAFETY REGULATIONS MUST BE FOLLOWED. IF YOU ARE NOT PROPERLY QUALIFIED OR DO NOT KNOW OF PERTINENT REGULATIONS, CONSULT QUALIFIED PERSONNEL FOR ADVICE AND ASSISTANCE.</p> <p>7. ⚠ CAUTION: These professional loudspeaker systems are capable of generating very high sound pressure levels. Use care with placement and operation to avoid exposure to excessive levels that can cause permanent hearing damage.</p> <p>8. SERVICING - The user should not attempt to service this product.</p> |
|---|--|

Wharfedale Pro EVP-X Series of Professional Sound Reinforcement Loudspeakers

- | | |
|---|--|
| <ul style="list-style-type: none"> ● 90 x 60 Elliptical Wave Guide Horn ● High power handling, high efficiency ● Protective grilles ● Integral High Frequency Driver Overload protection "PRO-TECH"™ ● Sophisticated crossover design enables smooth power and frequency response control through crossover region | <ul style="list-style-type: none"> ● Trapezoid shape for arraying cabinets ● Integral tripod stand adaptor ● High frequency EQ switch to boost (+3dB) or FLAT output ● High pass output for mid/high frequency satellite speakers (subwoofers only) ● Signal present and HF protect LED indicators on full range cabinets |
|---|--|



Unpacking

All Wharfedale Pro products are fully checked before leaving the factory. After unpacking please inspect cabinets for any physical damage. Please retain the shipping

carton if possible and internal packing material in case the unit needs to be returned. Please check as soon as possible the unit is functioning. In the event of any damage please contact your dealer immediately so that a written claim for damages can be made.

Wharfedale Pro Limited Warranty*

Wharfedale Pro EVP-X Series loudspeaker systems are warranted to be clear of manufacturing or materials defects for a period of one year from the original date of purchase. In the event of malfunction, contact your authorised Wharfedale Professional dealer or distributor for information.

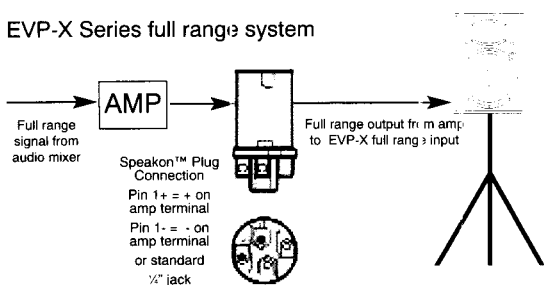
*Be aware that warranty details may differ from country to country. Contact your dealer or distributor for information. These terms do not infringe your statutory rights.

Model Name	EVP-X12	EVP-X12M	EVP-X15	EVP-X15M	EVP-X215	EVP-X15B	EVP-X18B
SYSTEM TYPE	12" 2-way	12" 2way monitor	15" 2-way	15" 2way monitor	Quasi 3 way	15" compact sub	18" compact sub
FREQ RESP +/- 3 DB	55 - 20kHz	60 - 20kHz	45 - 20kHz	50 - 20kHz	40 - 20kHz	45 - 250Hz	38 - 250Hz
SENSITIVITY 1W@1M	98dB	98dB	98dB	98dB	100dB	99dB	100dB
NOMINAL DISPERSION HxV	90 x 60°	90° x 60°	90° x 60°	90° x 60°	90° x 60°	--	--
PEAK SPL.	128dB	128dB	129dB	129dB	133dB	131dB	134dB
SYSTEM IMPEDANCE	8Ω	8Ω	8Ω	8Ω	4Ω	4Ω	4Ω
POWER HANDLING (Watts)							
Continuous:	250	250	300	300	500	400	600
Music peak:	300	500	600	600	1000	800	1200
peak:	1000	1000	1200	1200	2000	1600	2400
LF DRIVER							
LF DRIVER SIZE (mm/ins)	305/12	305/12	380/15	380/15	380/15	380/15	470/18
COIL SIZE (mm/ins)	5.6 / 2"	5.6 / 2"	64.26 / 2.5"	64.26 / 2.5"	64.26 / 2.5"	77.06 / 3.0"	102.62 / 4.0"
IMPEDANCE (ohms)	8Ω	8Ω	8Ω	8Ω	8Ω	4Ω	4Ω
HF SECTION							
COIL SIZE (mm/ins)	44/1.75	44/1.75	44/1.75	44/1.75	44/1.75	--	--
EXIT SIZE (mm/ins)	25/1	25/1	25/1	25/1	25/1	--	--
DIAPHRAGM MATERIAL	titanium	titanium	titanium	titanium	titanium	--	--
IMPEDANCE (ohms)	8Ω	8Ω	8Ω	8Ω	8Ω	--	--
HF HORN							
SHAPE	Elliptical	Elliptical	Elliptical	Elliptical	Elliptical	--	--
THROAT SIZE (ins)	1	1	1	1	1	--	--
CROSSOVER SECTION							
TYPE	2-way full range	2 way monitor	2 way full range	2 way monitor	2 way full range	subwoofer	subwoofer
LOW PASS (Hz)	2.2kHz	2.4kHz	2.2kHz	2.4kHz	2.2kHz	150Hz	150Hz
HIGH PASS FILTER (Hz)	--	--	--	--	--	100Hz	100Hz
HF DRIVER PROTECT TYPE	Bulb	Bulb	Bulb	Bulb	Bulb	--	--
HF EQ (BOOST/FLAT)	3dB	3dB	3dB	3dB	3dB	--	--
ENCLOSURE							
ENCLOSURE TYPE	Vented	Vented	Vented	Vented	Vented	Vented	Vented
ENCLOSURE SHAPE	Trap.	Monitor	Trap.	Monitor	Trap.	Rect.	Rect.
FINISH MATERIAL	Black carpet	Black carpet	Black carpet	Black carpet	Black carpet	Black carpet	Black carpet
TRIPOLE STAND							
STAND BOTTOM	Yes	No	Yes	No	--	--	--
STAND TOP	--	--	--	--	--	Yes	Yes
IN / OUT PANEL							
CONNECTORS INPUT	2 x 1/4" jacks and 2 x Speakon™ type connector	2 x 1/4" jacks and 2 x Speakon™ type connector	2 x 1/4" jacks and 2 x Speakon™ type connector	2 x 1/4" jacks and 2 x Speakon™ type connector	2 x 1/4" jacks and 2 x Speakon™ type connector	2 x 1/4" jacks and 2 x Speakon™ type connector	2 x 1/4" jacks and 2 x Speakon™ type connector
HIGH PASS FILTER CONNECTOR OUT	No	No	No	No	No	1 x 1/4" jacks and 1 x Speakon™ type connector	1 x 1/4" jacks and 1 x Speakon™ type connector
WEIGHT NET (kg)	13.3kg	18.5kg	25.95kg	23.4kg	43.2kg	33.5kg	47.4kg
WEIGHT GROSS (kg)	17.2kg	21.1kg	28kg	29.5kg	48kg	36.5kg	50.7kg
DIMENSIONS (mm)							
HEIGHT	390	560	675	645	1058	591	610
FRONT WIDTH	130	424	460	445	502	460	522
BACK WIDTH	297.5	--	294.5	--	330	--	--
DEPTH	370	441	450	473.5	467	510	610

EVP-X FULL RANGE

EVP-X12 • EVP-X12M • EVP-X15 • EVP-X15M • EVP-X215

EVP-X Series full range system

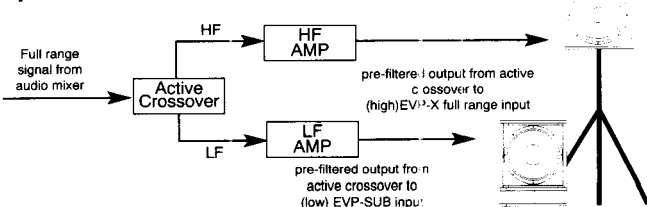


EVP-X FULL RANGE AND SUB BASS

EVP-X15B • EVP-X18B

SUB WOOFER OPERATION: PASSIVE MODE

EVP-X full range & EVP-SUB Series extended full range system with external active crossover

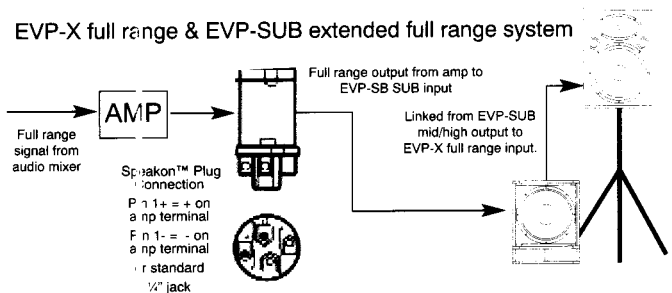


CONNECTION

1. Connect the speaker cable securely to your EVP-X cabinet and power amplifier (the amplifier should be **off, power down mode**). Where possible use Speakon™ connectors as they are professional high current connections specifically designed for this application. Try to use the correct type of speaker cable according to the handling ability of your EVP-X Series Cabinet. Use 2 conductor equal stranded insulated cable for speaker runs. It is always advisable to use heavier conductor cables on longer runs.
2. If using Speakon™, insert the speakon and rotate 1/8 of a turn until locked in. If using a jack plug insert until secure.
3. Power up amplifier with levels on zero. Confirm units are operating.

SUB WOOFER OPERATION: ACTIVE MODE

EVP-X full range & EVP-SUB extended full range system



Wharfedale International Limited, IAG House, Sovereign Court, Ermine Business Park, Huntingdon, Cambs, PE29 6XU, England
WHARFEDALE website : www.wharfedalepro.com

IAG reserves the right to alter or improve specifications without notice.
 All rights reserved © 2005 Wharfedale Pro
 IAG is a member of the International Audio Group

